



HEALTH PROGRAM

COPPER - STAINLESS STEEL



BATHROOM ACCESSORIES
AND DOOR HARDWARE

MADE
IN ITALY

ANTIMICROBIAL
COPPER

7 PRINCIPLES OF UNIVERSAL DESIGN



01
EQUITABLE
USE

THE DESIGN IS USEFUL AND MARKETABLE TO PEOPLE WITH DIVERSE ABILITIES.



02
FLEXIBILITY
IN USE

THE DESIGN ACCOMMODATES A WIDE RANGE OF INDIVIDUAL PREFERENCES AND ABILITIES.



03
SIMPLE AND
INTUITIVE USE

USE OF THE DESIGN IS EASY TO UNDERSTAND, REGARDLESS OF THE USER'S EXPERIENCE, KNOWLEDGE, LANGUAGE SKILLS, OR CURRENT CONCENTRATION LEVEL.



04
PERCEPTIBLE
INFORMATION

THE DESIGN COMMUNICATES NECESSARY INFORMATION EFFECTIVELY TO THE USER, REGARDLESS OF AMBIENT CONDITIONS OR THE USER'S SENSORY ABILITIES.



05
TOLERANCE
FOR ERROR

THE DESIGN MINIMIZES HAZARDS AND THE ADVERSE CONSEQUENCES OF ACCIDENTAL OR UNINTENDED ACTIONS.



06
LOW PHYSICAL
EFFORT

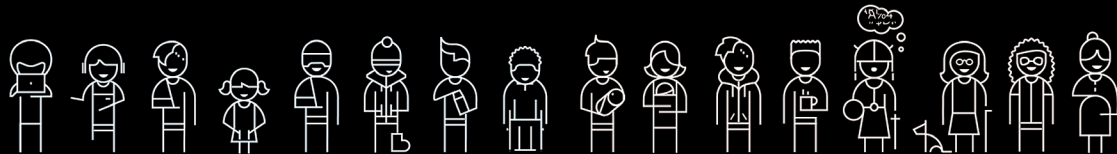
THE DESIGN CAN BE USED EFFICIENTLY AND COMFORTABLY AND WITH A MINIMUM OF FATIGUE. LESS THAN 5 POUNDS.



07
SIZE AND SPACE FOR
APPROACH AND USE

APPROPRIATE SIZE AND SPACE IS PROVIDED FOR APPROACH, REACH, MANIPULATION, AND USE, REGARDLESS OF USER'S BODY SIZE, POSTURE, OR MOBILITY.

UNIVERSAL DESIGN




MAKING DESIGN ACCESSIBLE TO EVERYONE



UNIVERSAL DESIGN

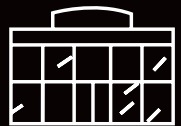
MAKING DESIGN ACCESSIBLE TO EVERYONE



OFFICE



HOSPITALITY



HEALTHCARE




PUBLIC SPACES

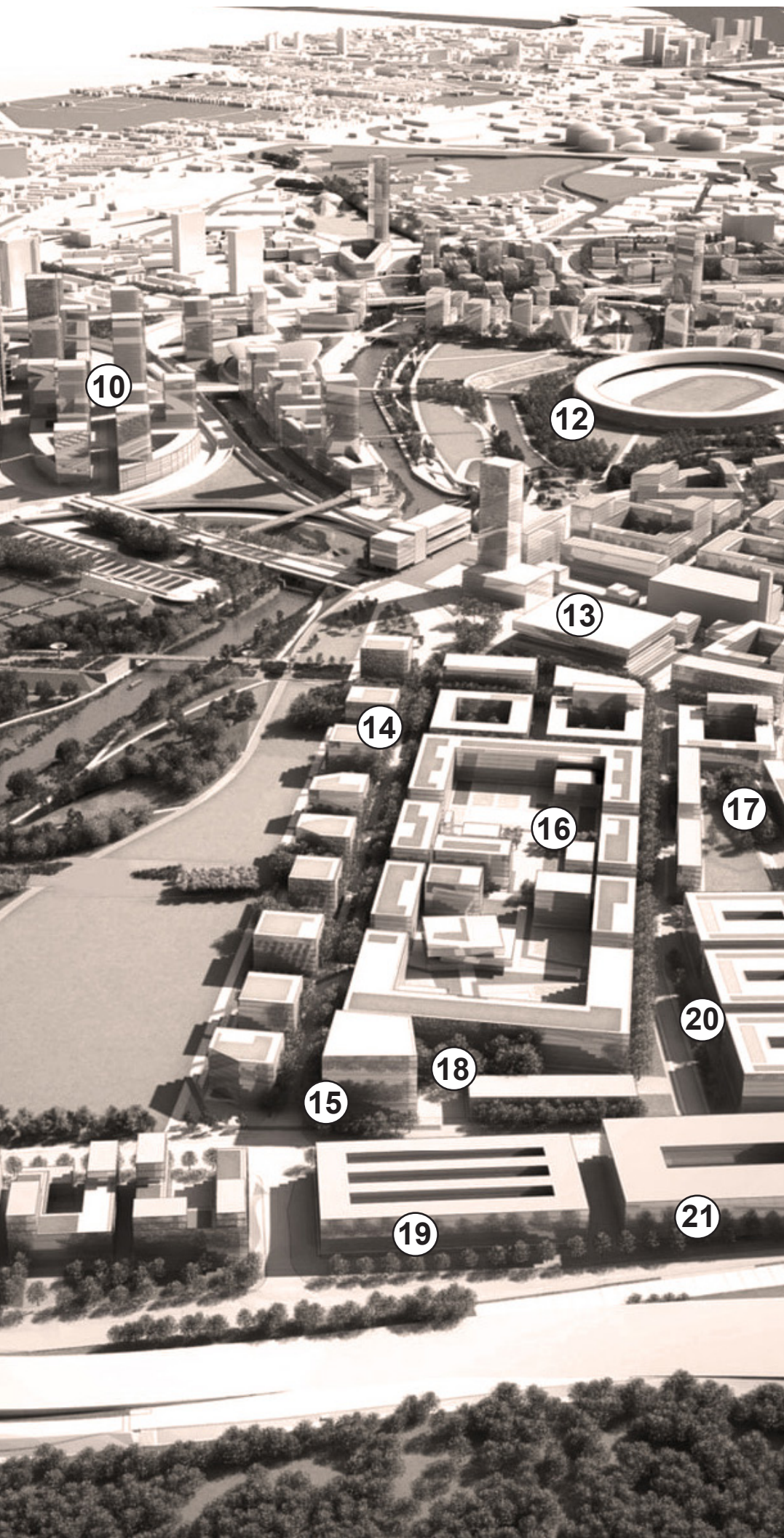


MIXED USED



RESIDENTIAL





- 1 HOSPITAL
- 2 RESIDENCE
- 3 SPORTS COURT
- 4 AIRPORT
- 5 TRAIN STATION
- 6 MALL
- 7 REST HOME
- 8 EXHIBITION CENTER
- 9 OFFICE BUILDING
- 10 HOTEL
- 11 SPA & WELLNESS CENTRE
- 12 STADIUM
- 13 SWIMMING POOL
- 14 VILLAS
- 15 BANK
- 16 UNIVERSITY
- 17 CAMPUS
- 18 LIBRARY
- 19 MUSEUM
- 20 AUDITORIUM
- 21 CONCERT HALL

#METROPOLISLIKES NYCXDESIGN
WINNER



GLOBAL FUTURE DESIGN AWARDS
THIRD AWARD



IDEA INTERNATIONAL DESIGN
EXCELLENCE AWARDS
FINALIST



V ADI CERAMICS & BATHROOM
DESIGN AWARD
SPECIAL MENTION



XXIII COMPASSO D'ORO
AWARD NOMINATION



REDDOT DESIGN AWARD
WINNER



reddot design award

REDDOT DESIGN AWARD
NOMINATION




reddot design award

XXI COMPASSO D'ORO
AWARD NOMINATION



THE *HEALTH PROGRAM* INCLUDES BATHROOM ACCESSORIES AND DOOR HARDWARE IN COPPER AND 316L STAINLESS STEEL TO DESIGN A REALLY HEALTH PROTECTIVE ENVIRONMENT. IS NOT ONLY IMPORTANT THAT THE PRODUCTS WE DESIGN ARE INCLUSIVE AND ADA COMPLIANT, WE BELIEVE THAT THE USE OF COPPER AND 316L STAINLESS STEEL, THE BEST QUALITY OF STAINLESS STEEL, CAN REDUCE THE SPREAD OF HEALTHCARE-ACQUIRED INFECTIONS, IMPROVING HEALTH OUTCOMES FOR EVERYBODY NOT ONLY IN HEALTHCARE FACILITIES FOR PATIENTS, VISITORS AND HEALTHCARE WORKERS, BUT ALSO IN THE OFFICES, IN THE HOTELS, IN ALL PUBLIC AND PRIVATE SPACES WHERE HYGIENE IS TODAY A MUST HAVE CONDITION.



In the beginning there is light, then the warmth of soft brown tones, and finally the growth of green. Copper changes through a range of colours, bringing objects to life a thousand times. It changes skin, but the strength to resist infections and atmospheric agents lasts forever.



Copper Facts: Antimicrobial Copper

Hospital equipment made from copper alloys can play an important role in complementing traditional methods of disinfection. Studies on the antimicrobial properties of copper and its alloys have been conducted using various methods.

The study reported in the International Journal of Environmental Research and Public Health confirmed the antimicrobial properties of copper alloys, showing that copper kills greater than 99.9% of the most common bacteria within 2 hours of exposure: Methicillin-resistant Staphylococcus aureus (MRSA), Vancomycin-resistant Enterococcus faecalis (VRE), Staphylococcus aureus, Enterobacter aerogenes, Pseudomonas aeruginosa, and E. coli O157:H7.

These bacteria are considered to be representative of the most dangerous pathogens capable of causing severe and often fatal infections. The Centers for Disease Control and Prevention (CDC) estimates that infections acquired in U.S. hospitals affect two million individuals every year and result in nearly 100,000 deaths annually.

The use of copper alloys for frequently touched surfaces, as a supplement to existing CDC prescribed hand-washing and disinfection regimens, has far-reaching implications. Potential uses of the copper it can help to reduce the amount of disease-causing bacteria in healthcare, public spaces and generally in high attendance facilities includes door and furniture hardware.

The New England Journal of Medicine recently reported that copper, when compared to other materials including plastic and stainless steel, is also dramatically less hospitable to virus.

Stainless Steel AISI 316L

pba is the premier brand of AISI 316L stainless steel, the hardest, most resistant and elastic steel. the stainless steel AISI 316L is an austenitic alloy. It is distinguished from others inoxidizable steels by the high percentage of molybdenum which gives it a special resistance to pitting corrosion and stress corrosion. in this kind of stainless steel the nickel's presence is increased in order to guarantee stability. Further, the "L" stands for "low carbon", and, in fact, the quantity is less than or equal to 0,03%.

AISI 316L chemical composition

Material - Stainless steel	C%	Cr%	Ni%	Mo %
AISI 316L (1.4404)*	0,03 max	16.0-18.0	10.0-14.0	2.00-3.00

Estimated pit corrosion time – time to penetrate 1 mm (years) by steel type

Location - Stainless Steel	Marine	Semi-industrial	Rural
Stainless steel AISI 316 (1.4401)	260	525	1200

Source: The British Stainless Steel Association [BSSA]

CHART OF PBA PRODUCTS CONTRIBUTION TO LEED V4

INTEGRATIVE PROCESS

IP PREREQUISITE INTEGRATIVE PROCESS PLANNING AND DESIGN

MATERIALS AND RESOURCES

MR PREREQUISITE CONSTRUCTION AND DEMOLITION WASTE MANAGEMENT PLANNING

MR CREDIT CONSTRUCTION AND DEMOLITION WASTE MANAGEMENT

MR CREDIT BUILDING PRODUCT DISCLOSURE AND OPTIMIZATION - SOURCING OF RAW MATERIALS
➔ OPTION 2 LEADERSHIP EXTRACTION PRACTICES


MR CREDIT BUILDING PRODUCT DISCLOSURE AND OPTIMIZATION - MATERIAL INGREDIENTS
➔ OPTION 2 MATERIAL INGREDIENT OPTIMIZATION

INDOOR ENVIRONMENTAL QUALITY

EQ CREDIT LOW EMITTING MATERIALS

EQ CREDIT CONSTRUCTION AIR QUALITY MANAGEMENT PLAN

INNOVATION

IN PILOT CREDIT  DESIGN FOR FLEXIBILITY

IN PILOT CREDIT  SOCIAL EQUITY

IN PILOT CREDIT  INCLUSIVE DESIGN

IN CREDIT  DESIGN FOR DECONSTRUCTION



MATERIALS

STAINLESS STEEL

Chemical composition of AISI stainless steel grades

Material - Stainless steel	C %	Cr %	Ni %	Mo %
AISI 430 (1.4016)	0,12 max	14.0-18.0	/	/
AISI 304 (1.4301)	0,08 max	18.0-20.0	8.0-10.5	/
AISI 316 (1.4401)	0,08 max	16.0-18.0	10.0-14.0	2.00-3.00
AISI 316L (1.4404)*	0,03 max	16.0-18.0	10.0-14.0	2.00-3.00

*Standard Pba

Estimated pit corrosion time – time to penetrate 1 mm (years) by steel type:

Location - Stainless Steel	Marine	Semi-industrial	Rural
Stainless steel AISI 430 (1.4016)	N/A	85	250
Stainless steel AISI 304 (1.4301)	145	135	770
Stainless steel AISI 316 (1.4401)*	260	525	1200

Source: The British Stainless Steel Association [BSSA]

The stainless steel AISI 316L is an austenitic alloy. It is distinguished from others inoxidizable steels by the high percentage of molybdenum which gives it a special resistance to pitting corrosion and stress corrosion. In this kind of stainless steel, the percentage of nickel is increased to guarantee stability. Further, the “L” stands for low carbon and, in fact, the quantity is less than or equal to 0.03%. This feature prolongs the chrome carbide’s precipitation time and avoids the risk of intergranular corrosion during the welding process.

COPPER

Material	U.S. EPA Classification	Thickness	Copper plating process
CU ≥ 97%*	Antimicrobial Copper Alloys - Group I	Min 8 µm	Copper Plating

*Standard Pba

The U.S. Environmental Protection Agency (EPA) has approved the registration of antimicrobial copper alloys with public health claims. These public health claims acknowledge that copper alloys are capable of killing harmful, potentially deadly bacteria. Copper is the first solid su EPA registration, which is supported by extensive antimicrobial efficacy testing.

*Laboratory testing shows that, when cleaned regularly, antimicrobial copper surfaces kill greater than 99.9% of the following bacteria within 2 hours of exposure: MRSA, VRE, Staphylococcus aureus, Enterobacter aerogenes, Pseudomonas aeruginosa, and E. coli O157:H7. Antimicrobial copper surfaces are a supplement to and not a substitute for standard infection control practices and have been shown to reduce microbial contamination, but do not necessarily prevent cross contamination or infections; users must continue to follow all current infection control practices.

LEED

LEED - Leadership in Energy Environmental Design - is a voluntary certification system for the management, design and construction of buildings that are sustainable from a social, environmental and economic point of view and in terms of the wellbeing of the users. Established in the united states in 1993 by the U.S. Green Building Council (USGBC), LEED is now the most widespread building sustainability certification standard in the world. it considers every field that involves the design and management of buildings or neighbourhoods, both commercial and residential new or undergoing requalification.

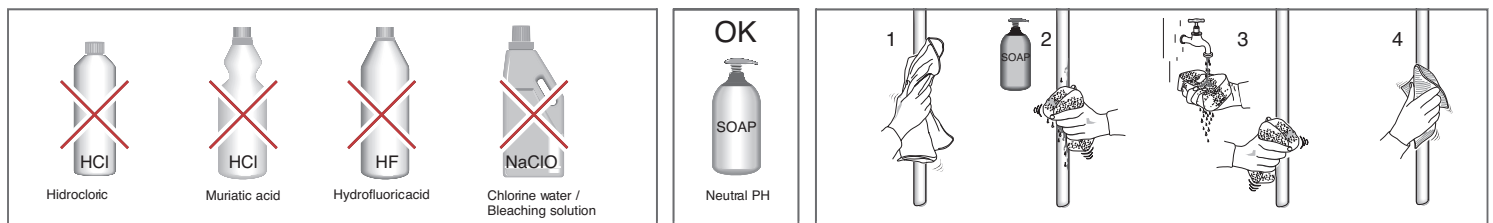
pba products contribute toward satisfying prerequisites and credits under leed:

- Integrative process
- Materials and resources
- Indoor environmental quality
- Innovation

COLOR

Over time copper will naturally change colors – transforming from a shiny brown color to darker browns, then blues and finally greens after a number of years. This change in color due to the natural oxidation doesn't affect the anti-microbial activity that remains intact.

MAINTENANCE



Do not use:
chlorine, water plus salt solution, acid or alcoholic solution to avoid damaging the copper.

WARNINGS, CLEANING AND MAINTENANCE

Any imperfections and/or differences in the shape, finishes and materials can be attributed to the automated and/or manual operations required in the production process. Failing to comply with the instructions, improper use (e.g. using as a hanger), damage caused by blunt and/or sharp objects, lack of care in use (i.e. not using a suitable door stop), improper maintenance (e.g. cleaning with polishing products that are abrasive or contain alcohol, instead of neutral soap), intense use (e.g. the operation on doors with a very high frequency of use), can cause scratches, dents or wear to the products with corrosive results, for which we assume no responsibility.

BATHROOM ACCESSORIES

GRAB BARS **PAGE 22**

ACCESSORIES **PAGE 26**

SHOWER SEAT **PAGE 32**

TECHNICAL INFORMATION **PAGE 35**

DOOR HARDWARE

PULLS **PAGE 41**

LADDER PULLS **PAGE 48**

LEVERS **PAGE 74**

MORTISE LOCKS **PAGE 83**

LOCKSETS FOR GLASS DOOR **PAGE 88**

**BATHROOM
ACCESSORIES**

COPPER

STAINLESS STEEL AISI 316L





DESIGN FOR ALL 4CU

THE **DESIGN FOR ALL 4CU** IS DEDICATED TO THE HEALTH CARE INDUSTRY, BUT THE ELEGANCE OF THE DESIGNS AND THE MODERN COMBINATION BETWEEN COPPER AND STAINLESS STEEL MAKE IT SUITABLE FOR ALL APPLICATIONS .

THANKS TO THE ANTIBACTERIAL EFFICACY OF COPPER, THE QUALITY OF THE BEST DEGREE OF STAINLESS STEEL (316L), THE WIDE RANGE OF PRODUCTS AND THE TECHNICAL SOLUTION (FOR EASY INSTALLATION AND HIGH PERFORMANCE), THE DESIGN FOR ALL 4CU RANGE IS THE BEST SOLUTION FOR DIFFERENT PROJECTS: HEALTH CARE, HOSPITALS, PRIVATE CLINICS, OFFICES AND PUBLIC SPACES.

FINISH

COPPER

.AR SATIN COPPER

STAINLESS STEEL

SATIN STAINLESS STEEL (ANSI/BHMA 630 - USD32D)



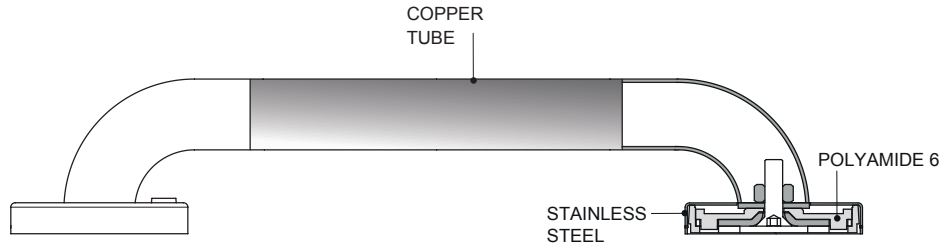
ADA



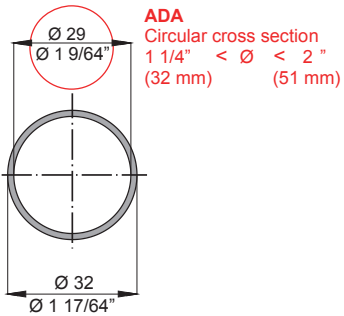
PRODUCTS IN THIS COLLECTION WERE DESIGNED TO COMPLY WITH THE ADA AND SIMILAR ACCESSIBILITY REQUIREMENTS, HOWEVER FINAL INTERPRETATION OF ACCESSIBILITY COMPLIANCE IS THE RESPONSIBILITY OF THE SPECIFIER AND SHOULD BE DETERMINED ACCORDING TO SPECIFIC PROJECT CONDITIONS AND LOCAL CODES.

STRUCTURAL ELEMENTS SAFETY BARS & EQUIPMENT

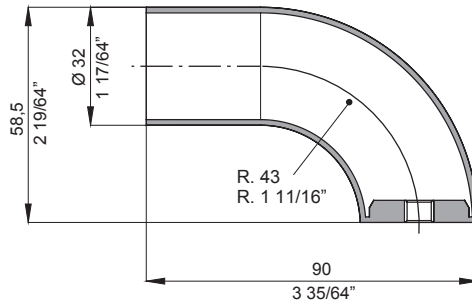
- Ø32 RAIL 1,5 mm THICK MADE OF COPPER
- BENDS IN STAINLESS STEEL AISI 316L
- STRAIGHT WALL SUPPORT IN STAINLESS STEEL AISI 316L.
- MOUNTING ROSES WITH STEEL CORE
- SCREWS, NUTS AND OTHER INNER PARTS ALL WITH ANTICORROSIVE COATING



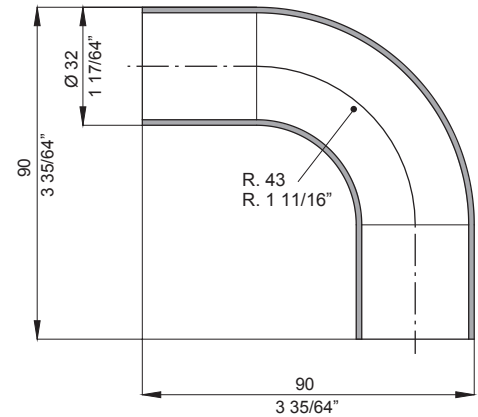
RAIL
RAIL IN COPPER,
Ø 32 MM, 15/10 THICKNESS.



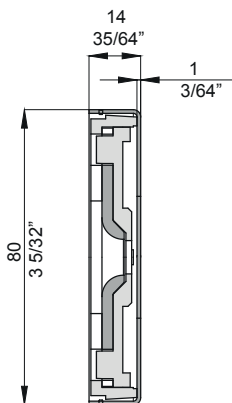
BEND 90°
BEND IN AISI 316L STAINLESS STEEL, Ø 32 MM,
15/10 THICKNESS, WITH THREADED INSERTS INSIDE.
CONNECTION BETWEEN RAIL AND FIXING FLANGE.



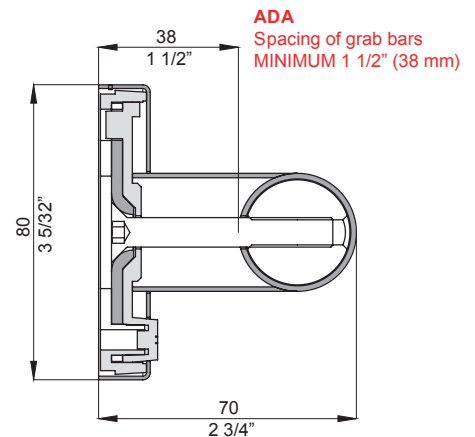
BEND 90°
BEND IN AISI 316L STAINLESS STEEL, Ø 32 MM, 15/10
THICKNESS. CONNECTION BETWEEN RAIL TO RAIL. Ø
32R. 1 11/16"R. 433 35/64"903 35/64"901 17/64"



ROSE
FLANGE IN STEEL WITH HOLES FOR WALL MOUNTING, WITH POLYAMIDE 6
COVERING. SCREW-PLATE COVER IN AISI 316L STAINLESS STEEL.



STRAIGHT SUPPORT
SUPPORT IN AISI 316L STAINLESS STEEL.




BATHROOM ACCESSORIES

GRAB BARS PAGE 22

ACCESSORIES PAGE 26


SHOWER SEAT PAGE 32

TECHNICAL INFORMATION PAGE 35

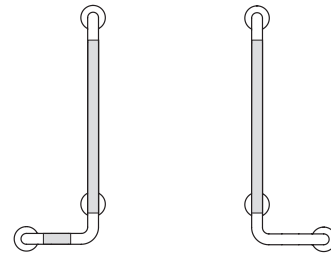
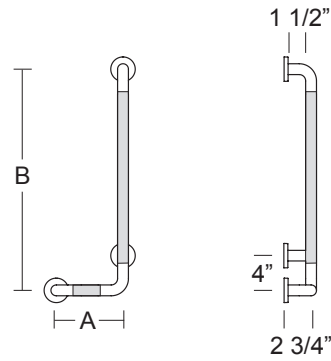
ITEM Items code ♦ Side: .1 Right ADA
∅ Diameter .2 Left  ADA

CODE'S STRUCTURE





GRAB BARS



□ Stainless Steel
 □ Satin Copper

. 1 RIGHT

. 2 LEFT

Dimensions: center to center

ITEM	◆	A	B
4CU.422.001U .4R . x		18"	24"
4CU.422.002U .4R . x		18"	36"
4CU.422.003U .4R . x		24"	24"
4CU.422.004U .4R . x		24"	36"
4CU.422.005U .4R . x		30"	24"
4CU.422.006U .4R . x		30"	30"
4CU.422.007U .4R . x		30"	36"



90° GRAB BAR

Rail 1/16" (1,5 mm) thick, in pure copper alloy CU-DHP (CW024A) with 1-17/64" (32 mm) outer diameter. Stainless steel bends connected with 3-3/16" (Ø 80 mm) flanges.

Cover in type 316L stainless steel. Mounting flanges with steel core 1/8" (3 mm) thickness, stainless steel covers and fully recyclable polyamide-6 wall protection. Each cover snaps over mounting flange to conceal mounting screws.

Clearance between the grab bar and wall is 1-1/2" (38 mm).

For strength installation and maintenance see pages 12-13.

MOUNTING KITS not included.

Optional mounting kit for concrete, natural stone, solid brick and hollow brick: KIT 4CN.0VM.0004.00.

Optional mounting kit for sheetrock wall and wooden plate: KIT 4CN.0VM.0010.00.

Optional mounting kit for toilet partition: KIT 4CN.0VM.0040.00.

One Mounting kit is required for each flange - see page 36.

SAFETY WARNING

Grab bars must be firmly secured to the anchors and the walls in order for them to support the weight they are designed for. Grab bars alone are not stronger than anchors and walls. In case the grab bar is not securely anchored to the wall, the building owner or maintenance personnel must remove it from service to avoid any accident or injury.

SUSTAINABILITY

This product contributes to LEED® credit

FINISH CODE

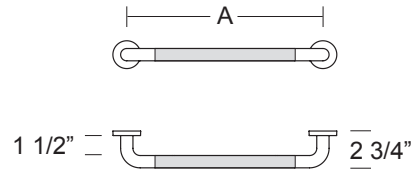
.4R COPPER
 SATIN COPPER

STAINLESS STEEL
 SATIN STAINLESS STEEL (ANSI/BHMA 630 - USD32D)



see Technical Data Sheet for load capacity

ADA



- Stainless Steel
- Satin Copper

Dimensions: center to center

ITEM	A
4CU.440.001U .4R	12"
4CU.440.002U .4R	16"
4CU.440.003U .4R	18"
4CU.440.004U .4R	24"
4CU.440.005U .4R	30"
4CU.440.006U .4R	32"
4CU.440.007U .4R	36"



HORIZONTAL GRAB BAR

Rail 1/16" (1,5 mm) thick, in pure copper alloy CU-DHP (CW024A) with 1-17/64" (32 mm) outer diameter. Stainless steel bends connected with 3-3/16" (Ø 80 mm) flanges.

Cover in type 316L stainless steel. Mounting flanges with steel core 1/8" (3 mm) thickness, stainless steel covers and fully recyclable polyamide-6 wall protection. Each cover snaps over mounting flange to conceal mounting screws.

Clearance between the grab bar and wall is 1-1/2" (38 mm).

For strength installation and maintenance see pages 12-13.

MOUNTING KITS not included.

Optional mounting kit for concrete, natural stone, solid brick and hollow brick: KIT 4CN.0VM.0004.00.

Optional mounting kit for sheetrock wall and wooden plate: KIT 4CN.0VM.0010.00.

Optional mounting kit for toilet partition: KIT 4CN.0VM.0040.00.

One Mounting kit is required for each flange - see page 36.

SAFETY WARNING

Grab bars must be firmly secured to the anchors and the walls in order for them to support the weight they are designed for. Grab bars alone are not stronger than anchors and walls. In case the grab bar is not securely anchored to the wall, the building owner or maintenance personnel must remove it from service to avoid any accident or injury.

SUSTAINABILITY

This product contributes to LEED® credit

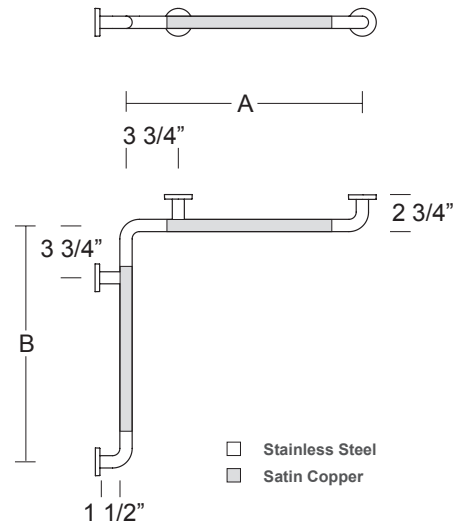
FINISH CODE

.4R COPPER
SATIN COPPER

STAINLESS STEEL
SATIN STAINLESS STEEL (ANSI/BHMA 630 - USD32D)



see Technical Data Sheet for load capacity



Dimensions: center to center

ITEM	A	B
4CU.442.001U .4R	24 3/4"	36 3/4"



TWO-WALL GRAB BAR

Rail 1/16" (1,5 mm) thick, in pure copper alloy CU-DHP (CW024A) with 1-17/64" (32 mm) outer diameter. Stainless steel bends connected with 3-3/16" (Ø 80 mm) flanges.

Cover in type 316L stainless steel. Mounting flanges with steel core 1/8" (3 mm) thickness, stainless steel covers and fully recyclable polyamide-6 wall protection. Each cover snaps over mounting flange to conceal mounting screws.

Clearance between the grab bar and wall is 1-1/2" (38 mm).

For strength installation and maintenance see pages 12-13.

MOUNTING KITS not included.

Optional mounting kit for concrete, natural stone, solid brick and hollow brick: KIT 4CN.0VM.0004.00.

Optional mounting kit for sheetrock wall and wooden plate: KIT 4CN.0VM.0010.00.

Optional mounting kit for toilet partition: KIT 4CN.0VM.0040.00.

One Mounting kit is required for each flange - see page 36.

SAFETY WARNING

Grab bars must be firmly secured to the anchors and the walls in order for them to support the weight they are designed for. Grab bars alone are not stronger than anchors and walls. In case the grab bar is not securely anchored to the wall, the building owner or maintenance personnel must remove it from service to avoid any accident or injury.

SUSTAINABILITY

This product contributes to LEED® credit


FINISH CODE

.4R COPPER
SATIN COPPER

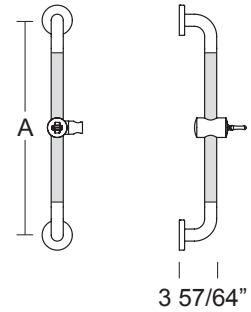
STAINLESS STEEL
SATIN STAINLESS STEEL (ANSI/BHMA 630 - USD32D)



see Technical Data Sheet for load capacity



ACCESSORIES

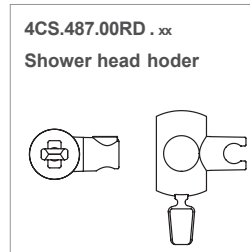


- Stainless Steel
- Satin Copper

Dimensions: center to center

ITEM	A
4CU.487.001U .4R	18"
4CU.487.002U .4R	24"
4CU.487.003U .4R	30"
4CU.487.004U .4R	36"
4CU.487.005U .4R	42"

SPARE PART



VERTICAL SHOWER HEAD HOLDER RAIL

Rail 1/16" (1,5 mm) thick, in pure copper alloy CU-DHP (CW024A) with 1-17/64" (32 mm) outer diameter. Stainless steel bends connected with 3-3/16" (Ø 80 mm) flanges.

Cover in type 316L stainless steel. Mounting flanges with steel core 1/8" (3 mm) thickness, stainless steel covers and fully recyclable polyamide-6 wall protection. Each cover snaps over mounting flange to conceal mounting screws. Adjustable fully recyclable polyamide-6 shower head holder included.

MOUNTING KITS not included.

Optional mounting kit for concrete, natural stone, solid brick and hollow brick: KIT 4CN.0VM.0004.00.

Optional mounting kit for sheetrock wall and wooden plate: KIT 4CN.0VM.0010.00.

One Mounting kit is required for each flange - see page 36.

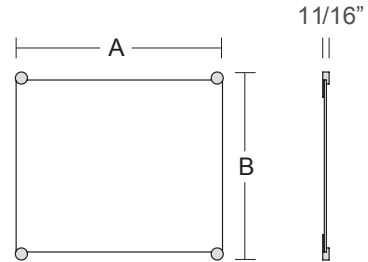
SUSTAINABILITY

This product contributes to LEED® credit

FINISH CODE

.4R COPPER
SATIN COPPER

STAINLESS STEEL
SATIN STAINLESS STEEL (ANSI/BHMA 630 - USD32D)



□ Semi-Bright Copper Plated

ITEM	A	B
4CU.490.000R .58	23 5/8"	21 21/32"
4CU.490.00QR .58	23 5/8"	27 9/16"
4CU.490.00AR .58	23 5/8"	39 3/8"

SPARE PART

4CS.490.0WHR. xx
Kit mirror-holder supports

FIXED MIRROR WITH COPPER FINISH HOLDERS

Crystal glass 15/64" (6 mm) thickness mirror pane attached to wall with 4 fully recyclable polyamide-6 wall supports included. Copper finish caps to conceal fixing screws. Mounting kit for solid brick / concrete included.

SUSTAINABILITY

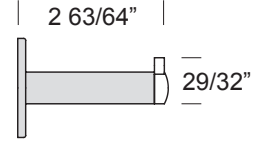
This product contributes to LEED® credit



1 31/32"



2 63/64"


 Satin Copper
ITEM

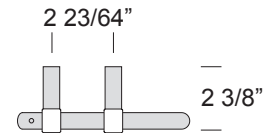
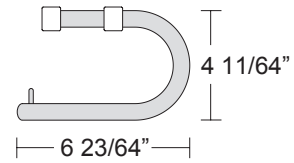
5CU.562.0000 .86

COPPER DOOR-STOP CLOTH HOOK

Copper Ø29/32" (23 mm) hook / door stop with black rubber cap.
Copper Ø1-31/32" (Ø 50 mm) flange.

SUSTAINABILITY

This product contributes to LEED® credit



■ Satin Copper

ITEM

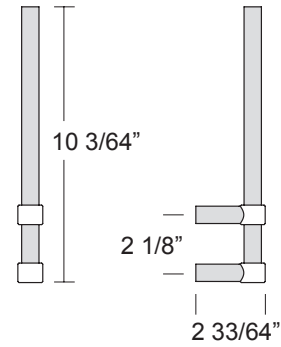
4CU.481.000H .86

COPPER PAPER ROLL HOLDER

Copper bent tube and wall support Ø5/8" (16 mm) outer diameter. Copper wall support and roll stop. Mounting kit for solid brick / concrete included.

SUSTAINABILITY

This product contributes to LEED® credit



■ Satin Copper

ITEM

4CU.481.00RL .86

COPPER PAPER ROLL HOLDER

Copper tube and wall support $\text{Ø}5/8"$ (16 mm) outer diameter. Copper wall support. Mounting kit for solid brick / concrete included.

SUSTAINABILITY

This product contributes to LEED® credit



SHOWER SEATS

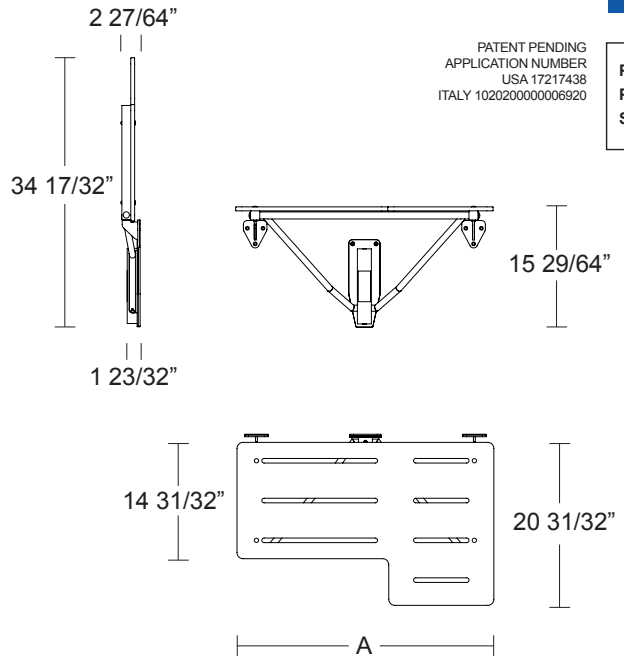


ADA




PATENT PENDING
APPLICATION NUMBER
USA 17217438
ITALY 102020000006920

PBA
PATENTED
SYSTEM



ITEM	A
4CS.447.UL01 . xx	21"
4CS.447.UL02 . xx	27"
4CS.447.UL03 . xx	33"

see Technical Data Sheet for load capacity 

FOLDING SHOWER SEAT

Seat 1/2" (13 mm) thick solid high pressure laminated (HPL) with slots for water drainage, connected to frame with type-316 stainless steel bolts. Reversible for left / right installation on site.

Frame type-316 satin finish stainless steel 1-1/4" (30 mm) square tube connected with 25/32" (20 mm) diameter tube.

Mounting flanges and Guide Bracket in type-316 satin finish stainless steel 15/64" (6 mm) thick with fully recyclable polyamide-6 wall protection. 9 screw holes for attachment to wall. Adjustable frictioning system.

MOUNTING KITS not included.

Optional mounting kit for concrete, natural stone, solid brick and hollow brick: KIT 4CN.0VM.0042.00.

Optional mounting kit for sheetrock wall and wooden plate: KIT 4CN.0VM.0043.00.

SUSTAINABILITY

This product contributes to LEED® credit

STAINLESS STEEL AISI 316L

.XX FINISH	.44	.43
.44 SATIN		
.43 BRIGHT		
LRV light reflectance value	53	70

SEAT

STANDARD FINISH

WHITE

BLACK

Other colors on request - minimum quantity required



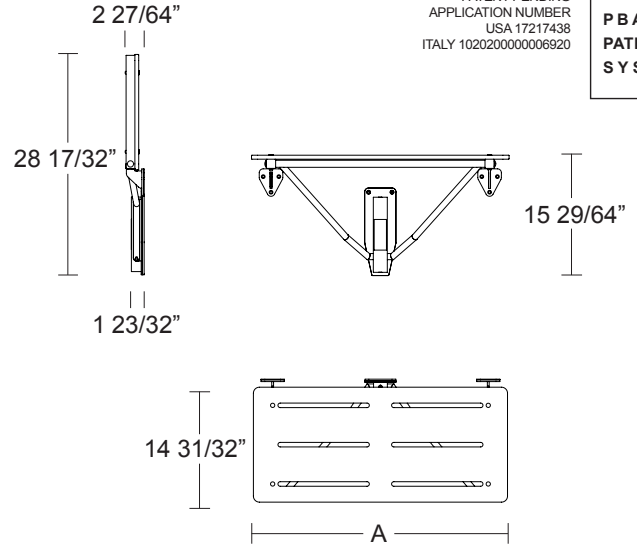


ADA



PATENT PENDING
APPLICATION NUMBER
USA 17217438
ITALY 102020000006920

PBA
PATENTED
SYSTEM



ITEM	A
4CS.447.UR01 . xx	21"
4CS.447.UR02 . xx	27"
4CS.447.UR03 . xx	33"



see Technical Data Sheet for load capacity

FOLDING SHOWER SEAT

Seat 1/2" (13 mm) thick solid high pressure laminated (HPL) with slots for water drainage, connected to frame with type-316 stainless steel bolts.

Frame type-316 satin finish stainless steel 1-1/4" (30 mm) square tube connected with 25/32" (20 mm) diameter tube.

Mounting flanges and Guide Bracket in type-316 satin finish stainless steel 15/64" (6 mm) thick with fully recyclable polyamide-6 wall protection. 9 screw holes for attachment to wall.

Adjustable frictioning system.

MOUNTING KITS not included.

Optional mounting kit for concrete, natural stone, solid brick and hollow brick: KIT 4CN.0VM.0042.00.

Optional mounting kit for sheetrock wall and wooden plate: KIT 4CN.0VM.0043.00.

SUSTAINABILITY

This product contributes to LEED® credit

STAINLESS STEEL AISI 316L

.XX FINISH	.44	.43
.44 SATIN		
.43 BRIGHT		
LRV light reflectance value	53	70

SEAT

STANDARD FINISH

WHITE	
BLACK	

Other colors on request - minimum quantity required



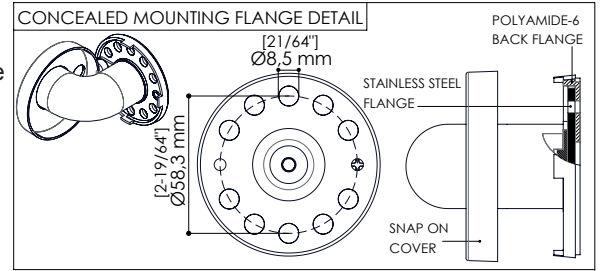
TECHNICAL INFORMATION

GRAB BAR INSTALLATION

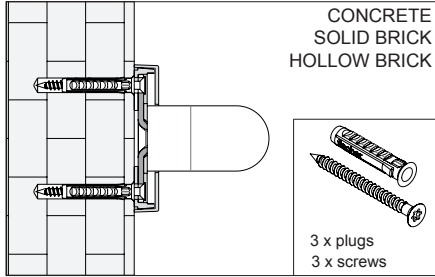
Provide concealed anchor device or backing as specified or required in accordance with local building codes before wall is finished.

Fasten concealed mounting flanges to anchor device or backing with three screws in each flange.

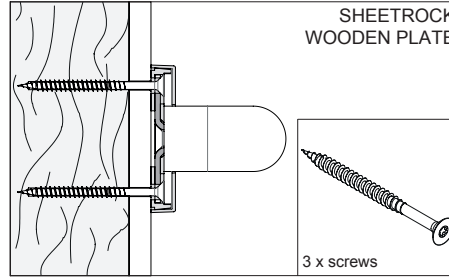
Concealed anchor devices and mounting screws are not included with PBA grab bars and must be specified as optional mounting kit.



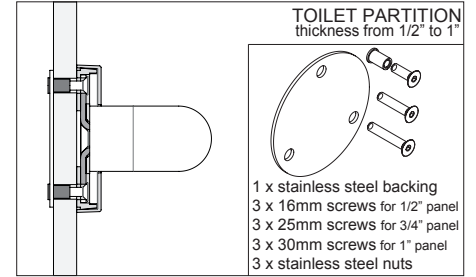
AVAILABLE MOUNTING KITS:
4CN.0VM.0004.00



4CN.0VM.0010.00

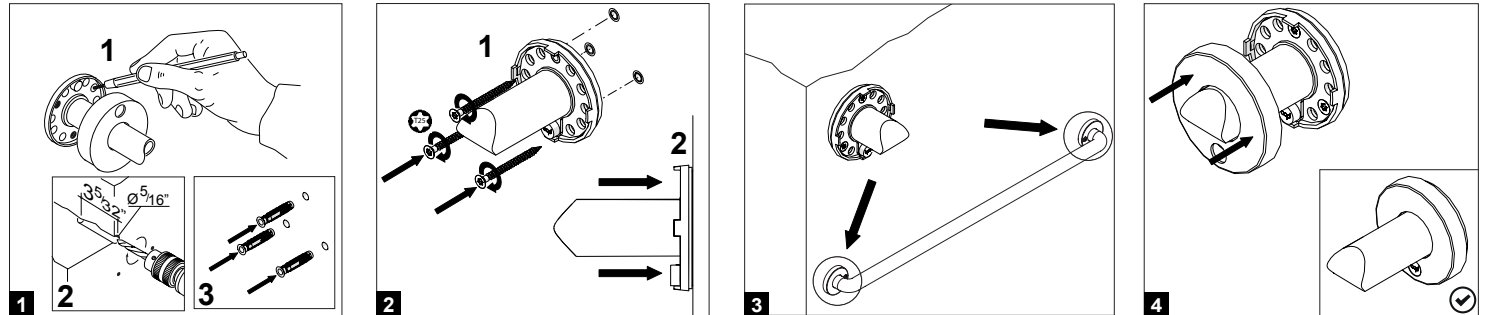


4CN.0VM.0040.00



INSTALLATION ON WALL WITH PBA KIT 4CN.0VM.0004.00

Place grab bar in desired mounting location. Use mounting flanges as a template to mark location of mounting screws. Mark screw location for each mounting flange and remove grab bar from wall. Drill $\text{Ø}5/16''$ (8 mm) and insert plugs. Place grab bar and drive mounting screws into plugs and secure tightly. Press all snap-flange covers into place to conceal mounting flanges.



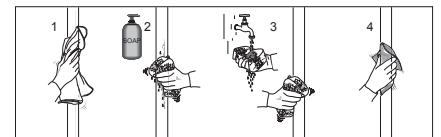
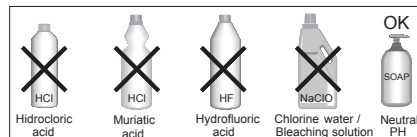
INSTALLATION ON WALL WITH PBA KIT 4CN.0VM.0010.00

Place grab bar in desired mounting location. Drive mounting screws in each flange and secure tightly. Press all snap-flange covers into place to conceal mounting flanges.

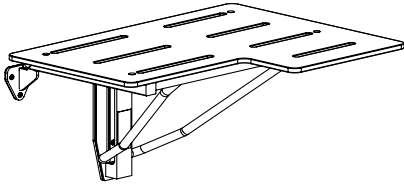
INSTALLATION ON TOILET PARTITION WITH PBA 4CN.0VM.0040.00

Using grab bar as a template and stainless steel backing to find holes position, mark toilet partition panel. Drill $\text{Ø}5/16''$ (8 mm) holes for connectors. Insert connectors through backplate and into holes in panel. Secure grab bar to connectors using screws furnished by manufacturer. Press all snap-flange covers into place to conceal mounting flanges.

CLEANING AND MAINTENANCE
DO NOT USE abrasive liquid detergents

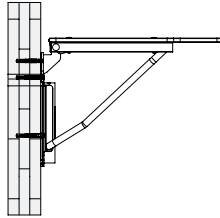


**FOLDING SHOWER SEAT
MOUNTING INSTRUCTIONS**



ITEM
FOLDING SHOWER SEAT
4CS.447

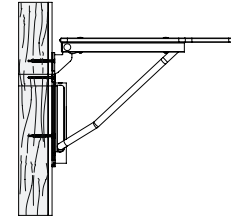
CONCRETE, NATURAL STONE,
SOLID BRICK, HOLLOW BRICK



KIT 4CN.0VM.0042.00
Included:
9 x plugs
9 x screws



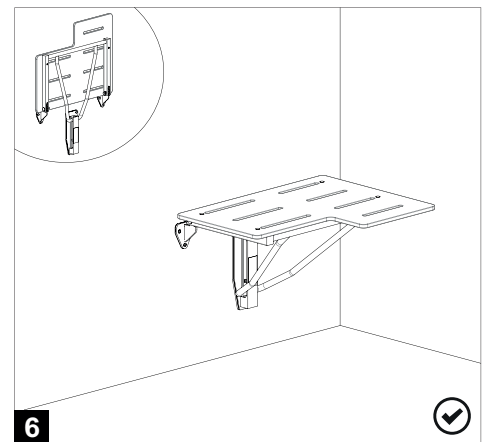
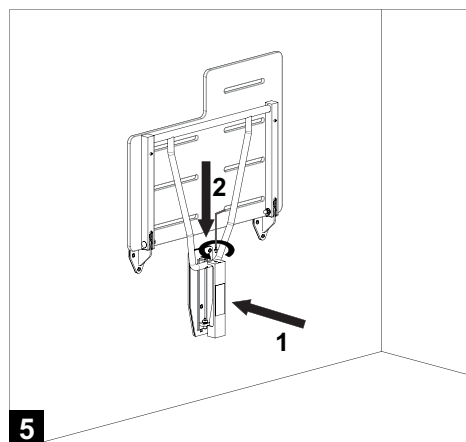
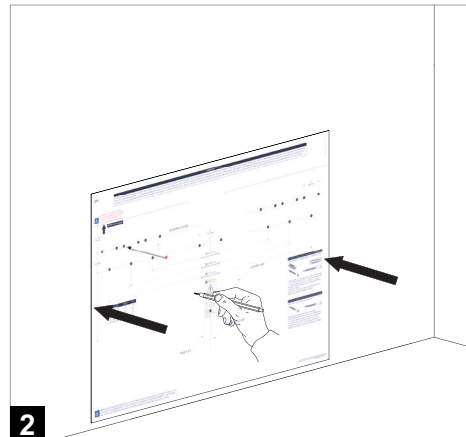
SHEETROCK WALL,
WOODEN PLATE



KIT 4CN.0VM.0043.00
Included:
9 x screws



<p>FIXING NOT INCLUDED</p>	<p>TOOLS (NOT INCLUDED)</p>
<p>1</p>	
<p>4</p>	




**DOOR
HARDWARE**

COPPER

STAINLESS STEEL AISI 316L





PULLS	PAGE 41
LADDER PULLS	PAGE 48
LEVERS	PAGE 74
MORTISE LOCKS	PAGE 83
LOCKSETS FOR GLASS DOOR	PAGE 88

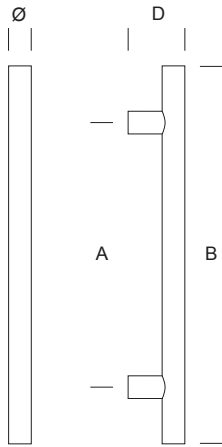
PROGRAMMA CU

PULLS

ANTIMICROBIAL
COPPER



ANTIMICROBIAL
COPPER



ITEM	A	B	Ø	D
2CU.242.0025 .86	250 mm 9 27/32"	400 mm 15 3/4"	25 mm 1"	70 mm 2 3/4"
2CU.243.0030 .86	300 mm 11 13/16"	450 mm 17 23/32"	25 mm 1"	70 mm 2 3/4"
2CU.243.9999 .86	custom	custom	25 mm 1"	70 mm 2 3/4"

Max lenght B = 48"

ADDITIONAL SUPPORT RECOMMENDED for CTC > 31-1/2"
(2 supports configuration available with OAL up to 48" with inner reinforcement)

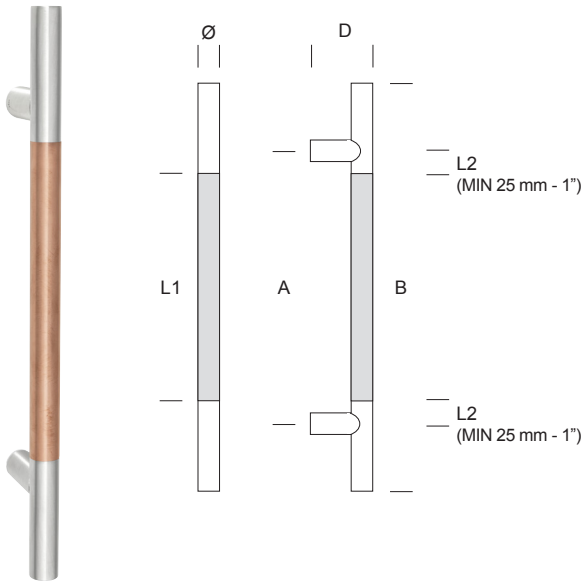
FINISH CODE

.86 SATIN COPPER

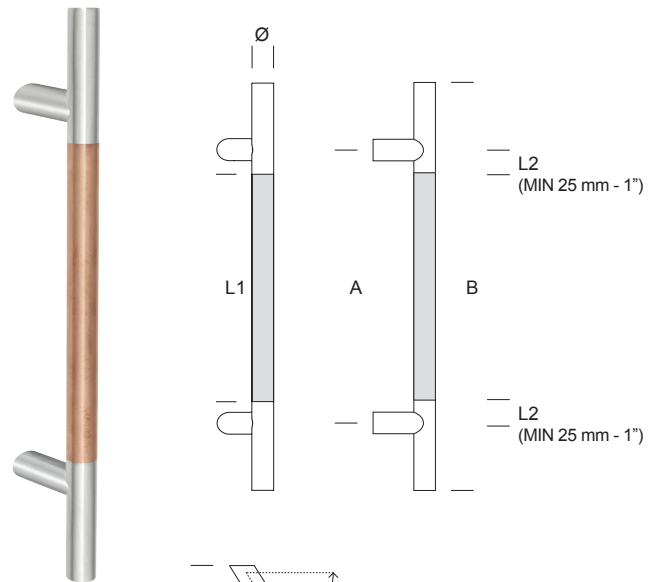
ALL DIMENSIONS IN THE CATALOG DRAWINGS ARE APPROXIMATIONS.
REQUEST THE APPROPRIATE TECHNICAL DRAWING BEFORE DOOR
PREPARATION AND INSTALLATION.

FIXING D
page 47

ANTIMICROBIAL
COPPER



□ Stainless Steel
■ Satin Copper



□ Stainless Steel
■ Satin Copper

ITEM	A	B	Ø	D	L1
YOD.501.0C25 .4R	250 mm 9 7/8"	400 mm 15 3/4"	25 mm 1"	70 mm 2 3/4"	200 mm 7 7/8"
YOD.502.0C30 .4R	300 mm 11 13/16"	450 mm 17 3/4"	25 mm 1"	70 mm 2 3/4"	250 mm 9 7/8"
▶ YOD.502.C999 .4R	custom	custom	25 mm 1"	70 mm 2 3/4"	custom

▶ The additional support is necessary for A > 1050 mm - 41 11/32"

ITEM	A	B	Ø	D	E	L1
YOD.501.C25I .4R	250 mm 9 7/8"	400 mm 15 3/4"	25 mm 1"	84 mm 3 5/16"	68 mm 2 11/16"	200 mm 7 7/8"
YOD.502.C30I .4R	300 mm 11 13/16"	450 mm 17 3/4"	25 mm 1"	84 mm 3 5/16"	68 mm 2 11/16"	250 mm 9 7/8"
▶ YOD.502.C99I .4R	custom	custom	25 mm 1"	84 mm 3 5/16"	68 mm 2 11/16"	custom

▶ The additional support is necessary for A > 1050 mm - 41 11/32"

FINISH CODE

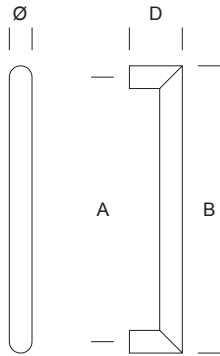
COPPER
.4R SATIN COPPER

STAINLESS STEEL
SATIN STAINLESS STEEL (ANSI/BHMA 630 - USD32D)

ALL DIMENSIONS IN THE CATALOG DRAWINGS ARE APPROXIMATIONS.
REQUEST THE APPROPRIATE TECHNICAL DRAWING BEFORE DOOR
PREPARATION AND INSTALLATION.

FIXING D
page 47

ANTIMICROBIAL
COPPER



ITEM	A	B	Ø	D
2CU.265.0030 .86	300 mm 11 13/16"	325 mm 12 51/64"	25 mm 1"	65 mm 2 9/16"
2CU.265.9999 .86	custom	custom	25 mm 1"	65 mm 2 9/16"

Max lenght B = 31 1/2"

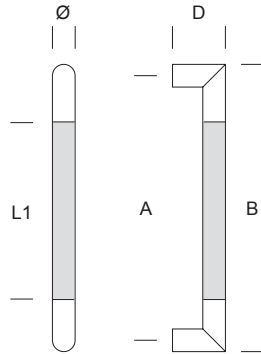
FINISH CODE

.86 SATIN COPPER

ALL DIMENSIONS IN THE CATALOG DRAWINGS ARE APPROXIMATIONS.
REQUEST THE APPROPRIATE TECHNICAL DRAWING BEFORE DOOR
PREPARATION AND INSTALLATION.

FIXING D
page 47

ANTIMICROBIAL
COPPER



- Stainless Steel
- Satin Copper

ITEM	A	B	Ø	D	L1
YOD.260.0C25.4R	250 mm 9 7/8"	270 mm 10 5/8"	20 mm 25/32"	60 mm 2 23/64"	160 mm 6 5/16"

Model not available custom size

FINISH CODE

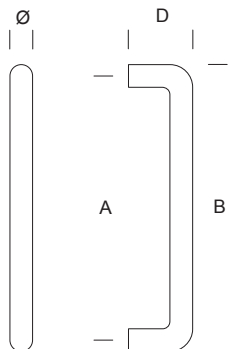
COPPER
.4R SATIN COPPER

STAINLESS STEEL
SATIN STAINLESS STEEL (ANSI/BHMA 630 - USD32D)

ALL DIMENSIONS IN THE CATALOG DRAWINGS ARE APPROXIMATIONS.
REQUEST THE APPROPRIATE TECHNICAL DRAWING BEFORE DOOR
PREPARATION AND INSTALLATION.

FIXING D
page 47

ANTIMICROBIAL
COPPER



ITEM	A	B	Ø	D
2CU.229.0025 .86	250 mm 9 27/32"	275 mm 10 53/64"	25 mm 1"	70 mm 2 3/4"
2CU.230.0030 .86	300 mm 11 13/16"	325 mm 12 51/64"	25 mm 1"	70 mm 2 3/4"
2CU.231.0035 .86	350 mm 13 25/32"	375 mm 14 49/64"	25 mm 1"	70 mm 2 3/4"

Model not available custom size

FINISH CODE

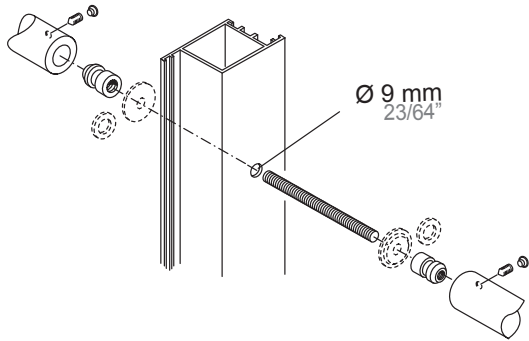
.86 SATIN COPPER

ALL DIMENSIONS IN THE CATALOG DRAWINGS ARE APPROXIMATIONS.
REQUEST THE APPROPRIATE TECHNICAL DRAWING BEFORE DOOR
PREPARATION AND INSTALLATION.

FIXING D
page 47

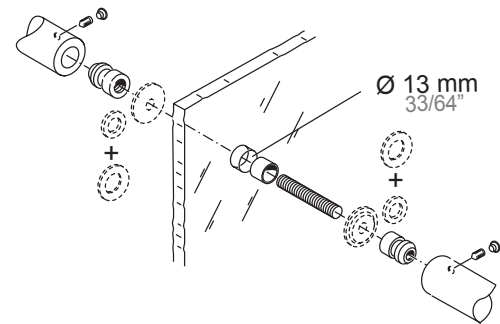
FIXINGS D

FIX.710.000D.B2



- BACK TO BACK FIXING FOR WOOD, ALUMINUM, PVC

FIX.810.000D.B2




- BACK TO BACK FIXING FOR GLASS

Glass protections included

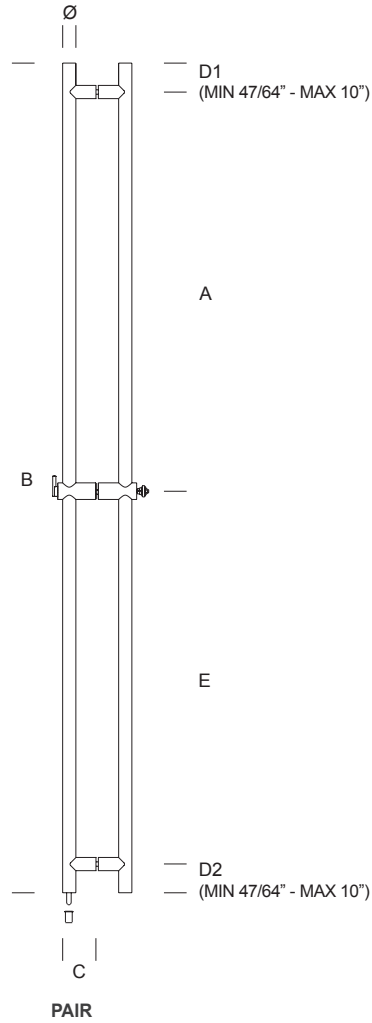
PROGRAMMA CU

LOCKING AND NON LOCKING LADDER PULLS

ANTIMICROBIAL
COPPER



LOCKING
FULL SIZE



ANTIMICROBIAL
COPPER

PBA
PATENTED
SYSTEM

PATENT
102019000012465

CYLINDER NOT INCLUDED



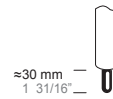
RIM CYLINDER
WITH IC



RIM CYLINDER



ADA COMPLIANT
THUMBTURN



ADJUSTABLE STEEL
DEAD BOLT

≈30 mm
1 31/16"



DUST-FREE
FLOOR SOCKET

BRAND OF COMPATIBLE RIM CYLINDER:

- ARROW
- CORBIN RUSSWIN
- MEDECO
- SCHLAGE
- BEST
- KABAILCO
- SARGENT
- YALE

PAIR



ITEM	A	B	C	D1	D2	E	Ø
KLU.004.000U .86	1050 mm 41 11/32"	2200 mm 86 5/8"	85 mm 3 11/32"	75 mm 2 15/16"	75 mm 2 15/16"	1000 mm 39 3/8"	37 mm 1 29/64"
KLU.004.0U72 .86	custom	1828 mm 72"	85 mm 3 11/32"	custom	custom	custom	37 mm 1 29/64"
KLU.004.0U84 .86	custom	2133 mm 84"	85 mm 3 11/32"	custom	custom	custom	37 mm 1 29/64"
KLU.004.999U .86	custom	custom	85 mm 3 11/32"	custom	custom	custom	37 mm 1 29/64"

BOTTOM
LOCKING

DOOR PREPARATION DP1
page 67

SPACERS FOR DOUBLE GLAZED DOOR
KLU.KIT.99U4.99
page 66
SPACERS ARE IN COPPER COLOR POWDER COATED ALUMINUM

COMBINED NON LOCKING
page 55

ITEM
KLU.0G4.000U
KLU.0G4.999U
KLU.0G4.0U72
KLU.0G4.0U84

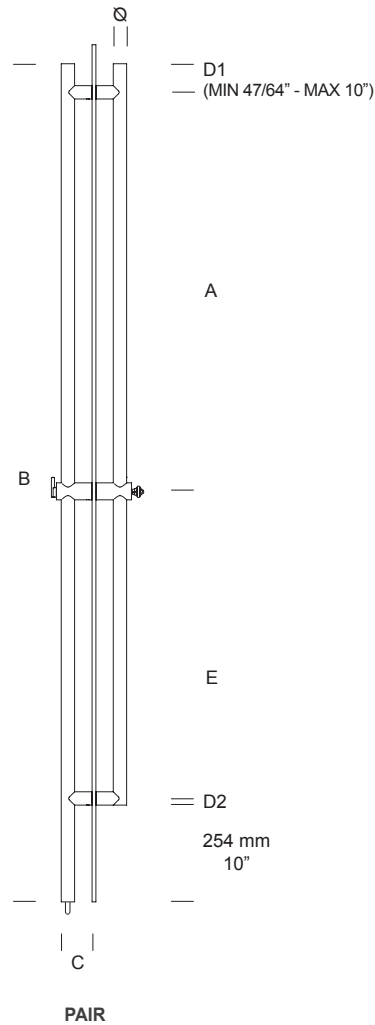
FINISH CODE

.86 SATIN COPPER

ALL DIMENSIONS IN THE CATALOG DRAWINGS ARE APPROXIMATIONS.
REQUEST THE APPROPRIATE TECHNICAL DRAWING BEFORE DOOR
PREPARATION AND INSTALLATION.



LOCKING
FULL SIZE



ANTIMICROBIAL
COPPER

ADA
10"
clearance
layout

PBA
PATENTED
SYSTEM

PATENT
102019000012465

CYLINDER NOT INCLUDED



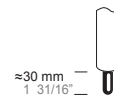
RIM CYLINDER
WITH IC



RIM CYLINDER



ADA COMPLIANT
THUMBTURN



ADJUSTABLE STEEL
DEAD BOLT

≈30 mm
1 31/16"



DUST-FREE
FLOOR SOCKET

BRAND OF COMPATIBLE RIM CYLINDER:

- ARROW
- CORBIN RUSSWIN
- MEDECO
- SCHLAGE
- BEST
- KABAILCO
- SARGENT
- YALE

PAIR

BOTTOM
LOCKING



ITEM	A	B	C	D1	D2	E	Ø
KLU.004.00TU. 86	1050 mm 41 11/32"	2200 mm 86 5/8"	85 mm 3 11/32"	75 mm 2 15/16"	18,5 mm 47/64"	802,5 mm 31 19/32"	37 mm 1 29/64"
KLU.004.TU72. 86	custom	1828 mm 72"	85 mm 3 11/32"	custom	18,5 mm 47/64"	custom	37 mm 1 29/64"
KLU.004.TU84. 86	custom	2133 mm 84"	85 mm 3 11/32"	custom	18,5 mm 47/64"	custom	37 mm 1 29/64"
KLU.004.99TU. 86	custom	custom	85 mm 3 11/32"	custom	18,5 mm 47/64"	custom	37 mm 1 29/64"

DOOR PREPARATION DP1
page 67

SPACERS FOR DOUBLE GLAZED DOOR
KLU.KIT.99U4.99
page 66
SPACERS ARE IN COPPER COLOR POWDER COATED ALUMINUM

COMBINED NON LOCKING
page 56

ITEM
KLU.0G4.00TU
KLU.0G4.99TU
KLU.0G4.TU72
KLU.0G4.TU84

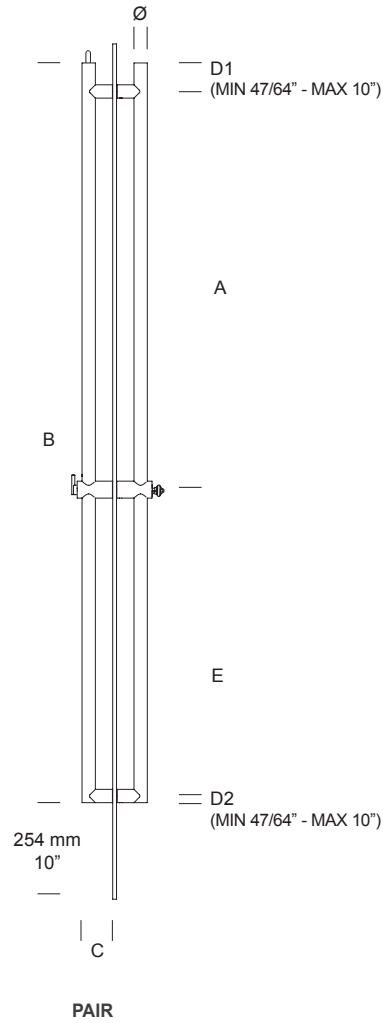

FINISH CODE

.86 SATIN COPPER

ALL DIMENSIONS IN THE CATALOG DRAWINGS ARE APPROXIMATIONS.
REQUEST THE APPROPRIATE TECHNICAL DRAWING BEFORE DOOR
PREPARATION AND INSTALLATION.



LOCKING
FULL SIZE



ANTIMICROBIAL
COPPER

ADA
10"
clearance
Layout

PBA
PATENTED
SYSTEM

PATENT
102019000012465

CYLINDER NOT INCLUDED



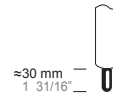
RIM CYLINDER
WITH IC



RIM CYLINDER



ADA COMPLIANT
THUMBTURN



ADJUSTABLE STEEL
DEAD BOLT

≈30 mm
1 31/16"



DUST-FREE
FLOOR SOCKET

BRAND OF COMPATIBLE RIM CYLINDER:

- ARROW
- CORBIN RUSSWIN
- MEDECO
- SCHLAGE
- BEST
- KABAILCO
- SARGENT
- YALE

PAIR



ITEM	A	B	C	D1	D2	E	Ø
KLU.004.00RU. 86	1050 mm 41 11/32"	1945 mm 76 9/16"	85 mm 3 11/32"	75 mm 2 15/16"	18,5 mm 47/64"	802,5 mm 31 19/32"	37 mm 1 29/64"
KLU.004.RU72. 86	custom	1828 mm 72"	85 mm 3 11/32"	custom	custom	custom	37 mm 1 29/64"
KLU.004.99RU. 86	custom	custom	85 mm 3 11/32"	custom	custom	custom	37 mm 1 29/64"

TOP
LOCKING

FINISH CODE

.86 SATIN COPPER

DOOR PREPARATION DP1
page 67

SPACERS FOR DOUBLE GLAZED DOOR
KLU.KIT.99U4.99
page 66
SPACERS ARE IN COPPER COLOR POWDER COATED ALUMINUM

STRIKE DETAILS
page 64

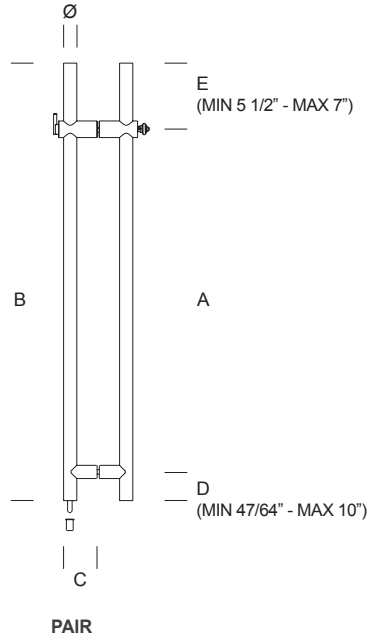

COMBINED NON LOCKING
page 57

ITEM
KLU.0G4.000U
KLU.0G4.999U
KLU.0G4.0U72
KLU.0G4.0U84

ALL DIMENSIONS IN THE CATALOG DRAWINGS ARE APPROXIMATIONS.
REQUEST THE APPROPRIATE TECHNICAL DRAWING BEFORE DOOR
PREPARATION AND INSTALLATION.



LOCKING
HALF SIZE



ANTIMICROBIAL
COPPER

PBA
PATENTED
SYSTEM

PATENT
102019000012465

CYLINDER NOT INCLUDED



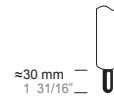
RIM CYLINDER
WITH IC



RIM CYLINDER



ADA COMPLIANT
THUMBTURN



ADJUSTABLE STEEL
DEAD BOLT

≈30 mm
1 31/16"



DUST-FREE
FLOOR SOCKET

BRAND OF COMPATIBLE RIM CYLINDER:

- ARROW
- CORBIN RUSSWIN
- MEDECO
- SCHLAGE
- BEST
- KABILCO
- SARGENT
- YALE

PAIR

BOTTOM
LOCKING



ITEM	A	B	C	D	E	Ø
KLU.002.000U. 86	1000 mm 39 3/8"	1250 mm 49 1/4"	85 mm 3 11/32"	75 mm 2 15/16"	175 mm 6 7/8"	37 mm 1 29/64"
KLU.002.0U48. 86	custom	1219 mm 48"	85 mm 3 11/32"	custom	custom	37 mm 1 29/64"
KLU.002.0U60. 86	custom	1524 mm 60"	85 mm 3 11/32"	custom	custom	37 mm 1 29/64"
KLU.002.999U. 86	custom	custom	85 mm 3 11/32"	custom	custom	37 mm 1 29/64"

DOOR PREPARATION DP2
page 68

SPACERS FOR DOUBLE GLAZED DOOR
KLU.KIT.99U2.99
page 66
SPACERS ARE IN COPPER COLOR POWDER COATED ALUMINUM

COMBINED NON LOCKING
page 58

ITEM
KLU.0G2.000U
KLU.0G2.999U
KLU.0G2.0U48
KLU.0G2.0U60

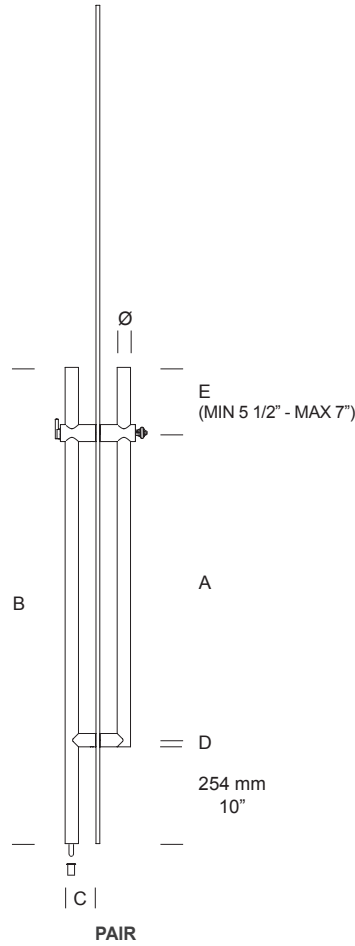



FINISH CODE

.86 SATIN COPPER

ALL DIMENSIONS IN THE CATALOG DRAWINGS ARE APPROXIMATIONS.
REQUEST THE APPROPRIATE TECHNICAL DRAWING BEFORE DOOR
PREPARATION AND INSTALLATION.

LOCKING
HALF SIZE



ANTIMICROBIAL
COPPER

ADA
10"
clearance
Layout

PBA
PATENTED
SYSTEM

PATENT
102019000012465

CYLINDER NOT INCLUDED



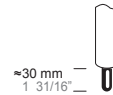
RIM CYLINDER
WITH IC



RIM CYLINDER



ADA COMPLIANT
THUMBTURN



ADJUSTABLE STEEL
DEAD BOLT

≈30 mm
1 31/16"



DUST-FREE
FLOOR SOCKET

BRAND OF COMPATIBLE RIM CYLINDER:

- ARROW
- CORBIN RUSSWIN
- MEDECO
- SCHLAGE
- BEST
- KABAILCO
- SARGENT
- YALE

PAIR



ITEM	A	B	C	D	E	Ø
KLU.002.00TU. 86	802,5 mm 31 19/32"	1250 mm 49 1/4"	85 mm 3 11/32"	18,5 mm 47/64"	175 mm 6 7/8"	37 mm 1 29/64"
KLU.002.TU48. 86	custom	1219 mm 48"	85 mm 3 11/32"	18,5 mm 47/64"	custom	37 mm 1 29/64"
KLU.002.TU60. 86	custom	1524 mm 60"	85 mm 3 11/32"	18,5 mm 47/64"	custom	37 mm 1 29/64"
KLU.002.99TU. 86	custom	custom	85 mm 3 11/32"	18,5 mm 47/64"	custom	37 mm 1 29/64"

BOTTOM
LOCKING

FINISH CODE

.86 SATIN COPPER

DOOR PREPARATION DP2
page 68

SPACERS FOR DOUBLE GLAZED DOOR
KLU.KIT.99U2.99
page 66
SPACERS ARE IN COPPER COLOR POWDER COATED ALUMINUM

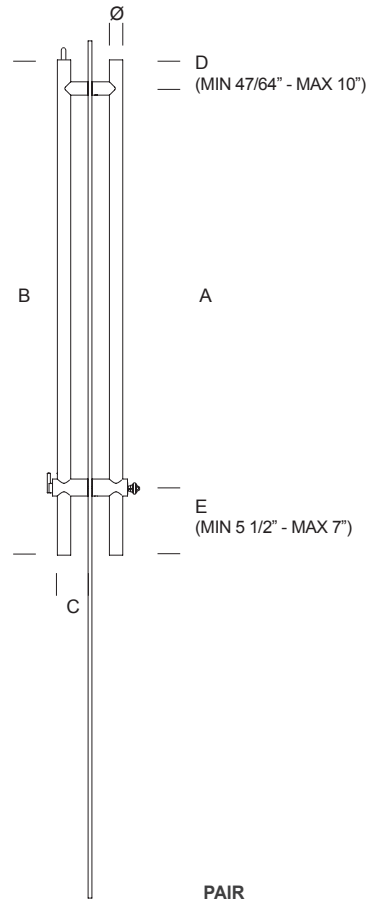

COMBINED NON LOCKING
page 59

ITEM
KLU.0G2.00TU
KLU.0G2.99TU
KLU.0G2.0T48
KLU.0G2.0T60



ALL DIMENSIONS IN THE CATALOG DRAWINGS ARE APPROXIMATIONS.
REQUEST THE APPROPRIATE TECHNICAL DRAWING BEFORE DOOR
PREPARATION AND INSTALLATION.

LOCKING
HALF SIZE



ANTIMICROBIAL
COPPER

ADA
10"
clearance
Layout

PBA
PATENTED
SYSTEM

PATENT
102019000012465

CYLINDER NOT INCLUDED



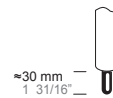
RIM CYLINDER
WITH IC



RIM CYLINDER



ADA COMPLIANT
THUMBTURN



ADJUSTABLE STEEL
DEAD BOLT

≈30 mm
1 31/16"



DUST-FREE
FLOOR SOCKET

BRAND OF COMPATIBLE RIM CYLINDER:

- ARROW
- CORBIN RUSSWIN
- MEDECO
- SCHLAGE
- BEST
- KABAILCO
- SARGENT
- YALE

PAIR

TOP
LOCKING



ITEM	A	B	C	D	E	Ø
KLU.002.00RU. 86	1050 mm 41 11/32"	1300 mm 51 3/16"	85 mm 3 11/32"	75 mm 2 15/16"	175 mm 6 7/8"	37 mm 1 29/64"
KLU.002.RU48. 86	custom	1219 mm 48"	85 mm 3 11/32"	custom	custom	37 mm 1 29/64"
KLU.002.RU60. 86	custom	1524 mm 60"	85 mm 3 11/32"	custom	custom	37 mm 1 29/64"
KLU.002.RU72. 86	custom	1828 mm 72"	85 mm 3 11/32"	custom	custom	37 mm 1 29/64"
KLU.002.99RU. 86	custom	custom	85 mm 3 11/32"	custom	custom	37 mm 1 29/64"

DOOR PREPARATION DP3
page 69

SPACERS FOR DOUBLE GLAZED DOOR
KLU.KIT.99U2.99
page 66
SPACERS ARE IN COPPER COLOR POWDER COATED ALUMINUM

STRIKE DETAILS
page 64

COMBINED NON LOCKING
page 60

ITEM
KLU.0G2.00RU
KLU.0G2.99RU
KLU.0G2.RU48
KLU.0G2.RU60
KLU.0G2.RU72

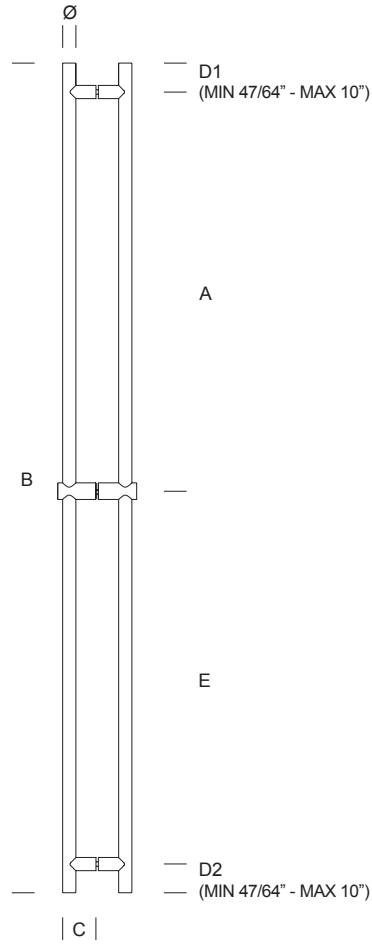



FINISH CODE

.86 SATIN COPPER

ALL DIMENSIONS IN THE CATALOG DRAWINGS ARE APPROXIMATIONS.
REQUEST THE APPROPRIATE TECHNICAL DRAWING BEFORE DOOR
PREPARATION AND INSTALLATION.

NON LOCKING
FULL SIZE



ANTIMICROBIAL
COPPER

BACK TO BACK FIXING KIT
ALWAYS INCLUDED
SUITABLE FOR GLASS /
WOOD / METAL DOOR

PAIR

PAIR	ITEM	A	B	C	D1	D2	E	Ø
	KLU.0G4.000U. 86	1050 mm 41 11/32"	2200 mm 86 5/8"	85 mm 3 11/32"	75 mm 2 15/16"	75 mm 2 15/16"	1000 mm 39 3/8"	37 mm 1 29/64"
	KLU.0G4.0U72. 86	custom	1828 mm 72"	85 mm 3 11/32"	custom	custom	custom	37 mm 1 29/64"
	KLU.0G4.0U84. 86	custom	2133 mm 84"	85 mm 3 11/32"	custom	custom	custom	37 mm 1 29/64"
	KLU.0G4.999U. 86	custom	custom	85 mm 3 11/32"	custom	custom	custom	37 mm 1 29/64"

DOOR PREPARATION DP1
page 67

NON LOCKING TO MATCH PULL ON
page 49

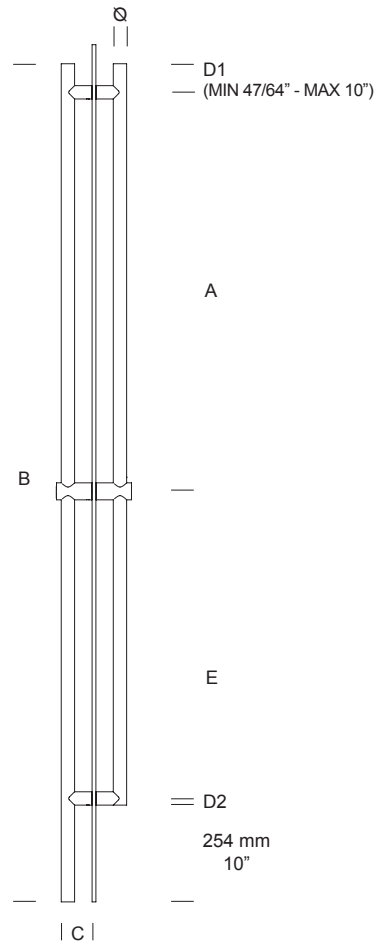

SPACERS FOR DOUBLE GLAZED DOOR
KLU.KIT.99U4.99
page 66
SPACERS ARE IN COPPER COLOR POWDER COATED ALUMINUM

FINISH CODE

.86 SATIN COPPER

ALL DIMENSIONS IN THE CATALOG DRAWINGS ARE APPROXIMATIONS.
REQUEST THE APPROPRIATE TECHNICAL DRAWING BEFORE DOOR
PREPARATION AND INSTALLATION.

NON LOCKING
FULL SIZE



ANTIMICROBIAL
COPPER

ADA
10"
clearance
layout

BACK TO BACK FIXING KIT
ALWAYS INCLUDED
SUITABLE FOR GLASS /
WOOD / METAL DOOR

PAIR

PAIR	ITEM	A	B	C	D1	D2	E	Ø
	KLU.0G4.00TU. 86	1050 mm 41 11/32"	2200 mm 86 5/8"	85 mm 3 11/32"	75 mm 2 15/16"	18,5 mm 47/64"	802,5 mm 31 19/32"	37 mm 1 29/64"
	KLU.0G4.TU72. 86	custom	1828 mm 72"	85 mm 3 11/32"	custom	18,5 mm 47/64"	custom	37 mm 1 29/64"
	KLU.0G4.TU84. 86	custom	2133 mm 84"	85 mm 3 11/32"	custom	18,5 mm 47/64"	custom	37 mm 1 29/64"
	KLU.0G4.99TU. 86	custom	custom	85 mm 3 11/32"	custom	18,5 mm 47/64"	custom	37 mm 1 29/64"

DOOR PREPARATION DP1
page 67

SPACERS FOR DOUBLE GLAZED DOOR
KLU.KIT.99U4.99
page 66
SPACERS ARE IN COPPER COLOR POWDER COATED ALUMINUM

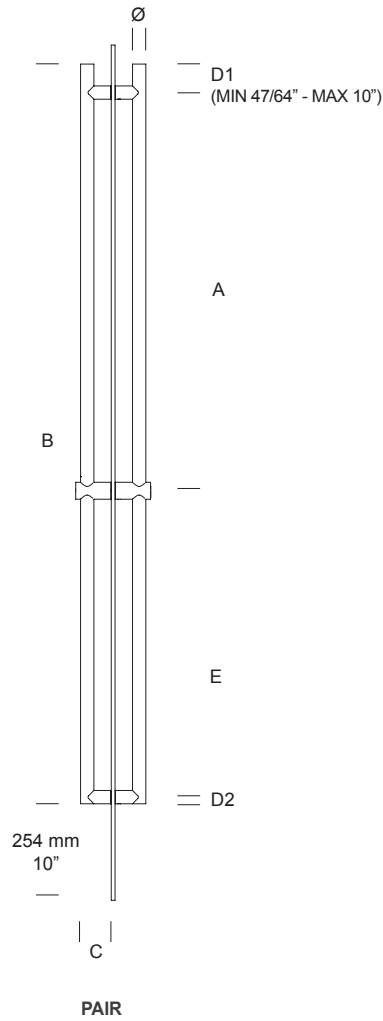

NON LOCKING TO MATCH PULL ON
page 50

FINISH CODE

.86 SATIN COPPER

ALL DIMENSIONS IN THE CATALOG DRAWINGS ARE APPROXIMATIONS.
REQUEST THE APPROPRIATE TECHNICAL DRAWING BEFORE DOOR
PREPARATION AND INSTALLATION.

NON LOCKING
FULL SIZE



ANTIMICROBIAL
COPPER

ADA
10"
clearance
layout

BACK TO BACK FIXING KIT
ALWAYS INCLUDED
SUITABLE FOR GLASS /
WOOD / METAL DOOR

PAIR	ITEM	A	B	C	D1	D2	E	Ø
	KLU.0G4.00RU. 86	1050 mm 41 11/32"	1945 mm 76 9/16"	85 mm 3 11/32"	75 mm 2 15/16"	18,5 mm 47/64"	802,5 mm 31 19/32"	37 mm 1 29/64"
	KLU.0G4.RU72. 86	custom	1828 mm 72"	85 mm 3 11/32"	custom	18,5 mm 47/64"	custom	37 mm 1 29/64"
	KLU.0G4.99RU. 86	custom	custom	85 mm 3 11/32"	custom	18,5 mm 47/64"	custom	37 mm 1 29/64"

DOOR PREPARATION DP1
page 67

SPACERS FOR DOUBLE GLAZED DOOR
KLU.KIT.99U4.99
page 66
SPACERS ARE IN COPPER COLOR POWDER COATED ALUMINUM


NON LOCKING TO MATCH PULL ON
page 51

FINISH CODE

.86 SATIN COPPER

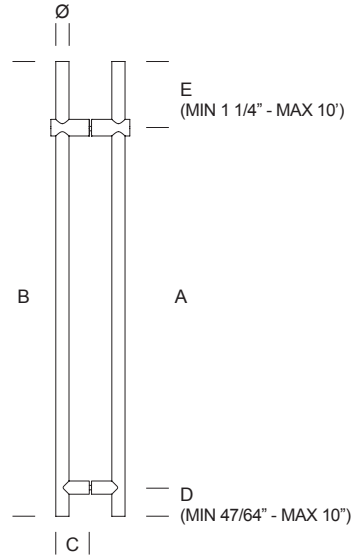
ALL DIMENSIONS IN THE CATALOG DRAWINGS ARE APPROXIMATIONS.
REQUEST THE APPROPRIATE TECHNICAL DRAWING BEFORE DOOR
PREPARATION AND INSTALLATION.

NON LOCKING
HALF SIZE



ANTIMICROBIAL
COPPER

BACK TO BACK FIXING KIT
ALWAYS INCLUDED
SUITABLE FOR GLASS /
WOOD / METAL DOOR



PAIR

PAIR



ITEM	A	B	C	D	E	Ø
KLU.0G2.000U. 86	1000 mm 39 3/8"	1250 mm 49 1/4"	85 mm 3 11/32"	75 mm 2 15/16"	175 mm 6 7/8"	37 mm 1 29/64"
KLU.0G2.0U48. 86	custom	1219 mm 48"	85 mm 3 11/32"	custom	custom	37 mm 1 29/64"
KLU.0G2.0U60. 86	custom	1524 mm 60"	85 mm 3 11/32"	custom	custom	37 mm 1 29/64"
KLU.0G2.999U. 86	custom	custom	85 mm 3 11/32"	custom	custom	37 mm 1 29/64"

DOOR PREPARATION DP2
page 68

NON LOCKING TO MATCH PULL ON
page 52

SPACERS FOR DOUBLE GLAZED DOOR
KLU.KIT.99U2.99
page 66
SPACERS ARE IN COPPER COLOR POWDER COATED ALUMINUM

FINISH CODE

.86 SATIN COPPER

ALL DIMENSIONS IN THE CATALOG DRAWINGS ARE APPROXIMATIONS.
REQUEST THE APPROPRIATE TECHNICAL DRAWING BEFORE DOOR
PREPARATION AND INSTALLATION.

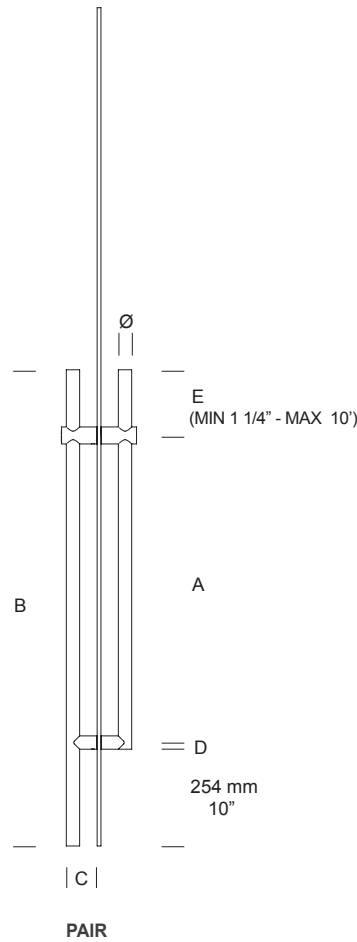
NON LOCKING
HALF SIZE



ANTIMICROBIAL
COPPER

ADA
10"
clearance
layout

BACK TO BACK FIXING KIT
ALWAYS INCLUDED
SUITABLE FOR GLASS /
WOOD / METAL DOOR



ITEM	A	B	C	D	E	Ø
PAIR KLU.0G2.00TU. 86	802,5 mm 31 19/32"	1250 mm 49 1/4"	85 mm 3 11/32"	18,5 mm 47/64"	175 mm 6 7/8"	37 mm 1 29/64"
KLU.0G2.TU48. 86	custom	1219 mm 48"	85 mm 3 11/32"	18,5 mm 47/64"	custom	37 mm 1 29/64"
KLU.0G2.TU60. 86	custom	1524 mm 60"	85 mm 3 11/32"	18,5 mm 47/64"	custom	37 mm 1 29/64"
KLU.0G2.99TU. 86	custom	custom	85 mm 3 11/32"	18,5 mm 47/64"	custom	37 mm 1 29/64"

DOOR PREPARATION DP2
page 68

NON LOCKING TO MATCH PULL ON
page 53

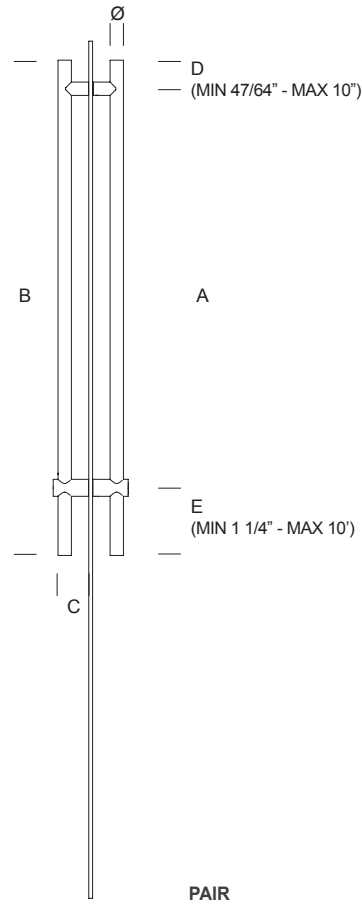

SPACERS FOR DOUBLE GLAZED DOOR
KLU.KIT.99U2.99
page 66
SPACERS ARE IN COPPER COLOR POWDER COATED ALUMINUM

FINISH CODE

.86 SATIN COPPER

ALL DIMENSIONS IN THE CATALOG DRAWINGS ARE APPROXIMATIONS.
REQUEST THE APPROPRIATE TECHNICAL DRAWING BEFORE DOOR
PREPARATION AND INSTALLATION.

NON LOCKING
HALF SIZE



ANTIMICROBIAL
COPPER

ADA
10"
clearance
layout

BACK TO BACK FIXING KIT
ALWAYS INCLUDED
SUITABLE FOR GLASS /
WOOD / METAL DOOR

PAIR	ITEM	A	B	C	D	E	Ø
	KLU.0G2.00RU. 86	1050 mm 41 11/32"	1300 mm 51 3/16"	85 mm 3 11/32"	75 mm 2 15/16"	175 mm 6 7/8"	37 mm 1 29/64"
	KLU.0G2.RU48. 86	custom	1219 mm 48"	85 mm 3 11/32"	custom	custom	37 mm 1 29/64"
	KLU.0G2.RU60. 86	custom	1524 mm 60"	85 mm 3 11/32"	custom	custom	37 mm 1 29/64"
	KLU.0G2.RU72. 86	custom	1828 mm 72"	85 mm 3 11/32"	custom	custom	37 mm 1 29/64"
	KLU.0G2.99RU. 86	custom	custom	85 mm 3 11/32"	custom	custom	37 mm 1 29/64"

DOOR PREPARATION DP3
page 69

SPACERS FOR DOUBLE GLAZED DOOR
KLU.KIT.99U2.99
page 66
SPACERS ARE IN COPPER COLOR POWDER COATED ALUMINUM

NON LOCKING TO MATCH PULL ON
page 54

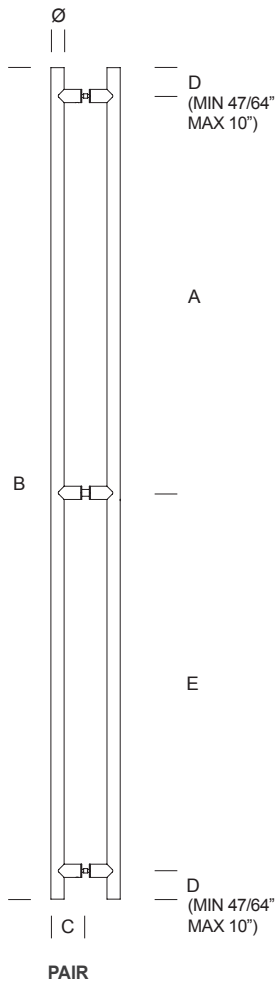
FINISH CODE

.86 SATIN COPPER

ALL DIMENSIONS IN THE CATALOG DRAWINGS ARE APPROXIMATIONS.
REQUEST THE APPROPRIATE TECHNICAL DRAWING BEFORE DOOR
PREPARATION AND INSTALLATION.

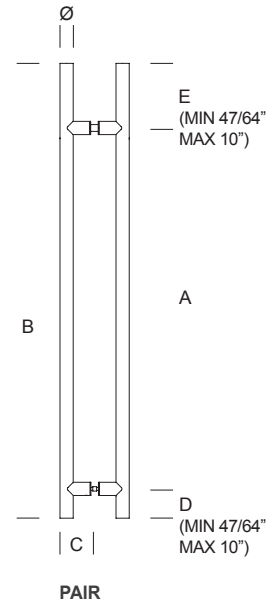
UNIVERSAL
NON LOCKING
FULL SIZE

ANTIMICROBIAL
COPPER



UNIVERSAL
NON LOCKING
HALF SIZE

ANTIMICROBIAL
COPPER



ITEM	A	B	C	D	E	Ø
KLU.0G4.0000.86	1050 mm 41 11/32"	2200 mm 86 5/8"	85 mm 3 11/32"	75 mm 2 15/16"	1000 mm 39 3/8"	37 mm 1 29/64"
KLU.0G4.0072.86	custom	1828 mm 72"	85 mm 3 11/32"	custom	custom	37 mm 1 29/64"
KLU.0G4.0084.86	custom	2133 mm 84"	85 mm 3 11/32"	custom	custom	37 mm 1 29/64"
KLU.0G4.9999.86	custom	custom	85 mm 3 11/32"	custom	custom	37 mm 1 29/64"

ITEM	A	B	C	D	E	Ø
KLU.0G2.0000.86	1000 mm 39 3/8"	1250 mm 49 1/4"	85 mm 3 11/32"	75 mm 2 15/16"	175 mm 6 7/8"	37 mm 1 29/64"
KLU.0G2.0048.86	custom	1219 mm 48"	85 mm 3 11/32"	custom	custom	37 mm 1 29/64"
KLU.0G2.0060.86	custom	1524 mm 60"	85 mm 3 11/32"	custom	custom	37 mm 1 29/64"
KLU.0G2.9999.86	custom	custom	85 mm 3 11/32"	custom	custom	37 mm 1 29/64"

FINISH CODE

.86 SATIN COPPER

DOOR PREPARATION:

DP4 (UNIVERSAL NO LOCKING FULL SIZE)
DP5 (UNIVERSAL NO LOCKING HALF SIZE)
pages 70-71

SPACERS FOR DOUBLE GLAZED DOOR

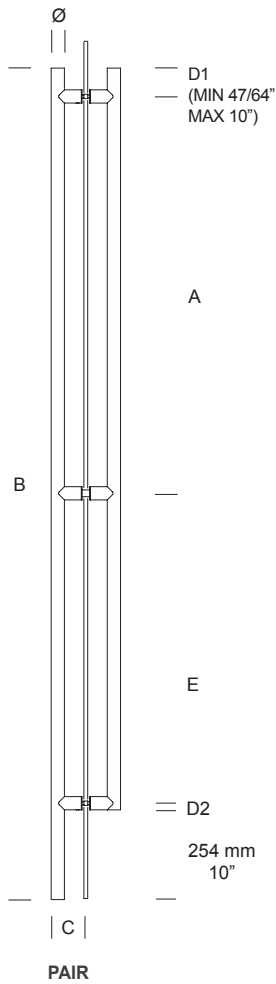
KLU.KIT.99G4.99 (UNIVERSAL NO LOCKING FULL SIZE)
KLU.KIT.99G2.99 (UNIVERSAL NO LOCKING HALF SIZE)
page 66
SPACERS ARE IN COPPER COLOR POWDER COATED ALUMINIUM

BACK TO BACK FIXING KIT ALWAYS INCLUDED
SUITABLE FOR GLASS / WOOD / METAL DOOR

ALL DIMENSIONS IN THE CATALOG DRAWINGS ARE APPROXIMATIONS.
REQUEST THE APPROPRIATE TECHNICAL DRAWING BEFORE DOOR
PREPARATION AND INSTALLATION.

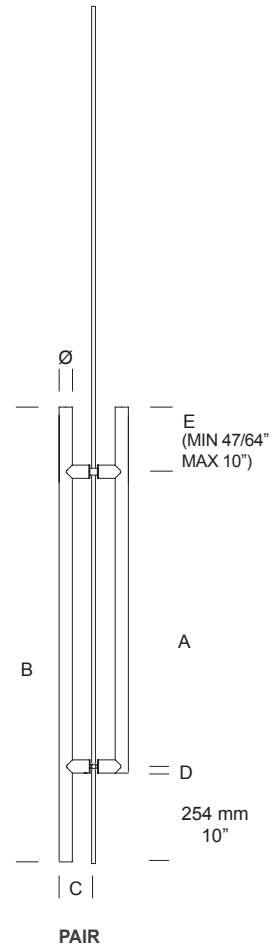
UNIVERSAL
NON LOCKING
FULL SIZE

ANTIMICROBIAL
COPPER



UNIVERSAL
NON LOCKING
HALF SIZE

ANTIMICROBIAL
COPPER



ITEM	A	B	C	D1-D2	E	Ø
KLU.0G4.999T.86 PAIR	custom	custom	85 mm 3 11/32"	custom	custom	37 mm 1 29/64

ITEM	A	B	C	D	E	Ø
KLU.0G2.999T.86 PAIR	custom	custom	85 mm 3 11/32"	18,5 mm 47/64"	custom	37 mm 1 29/64

FINISH CODE

.86 SATIN COPPER

DOOR PREPARATION:

DP4 (UNIVERSAL NO LOCKING FULL SIZE)
DP5 (UNIVERSAL NO LOCKING HALF SIZE)
pages 70-71

SPACERS FOR DOUBLE GLAZED DOOR

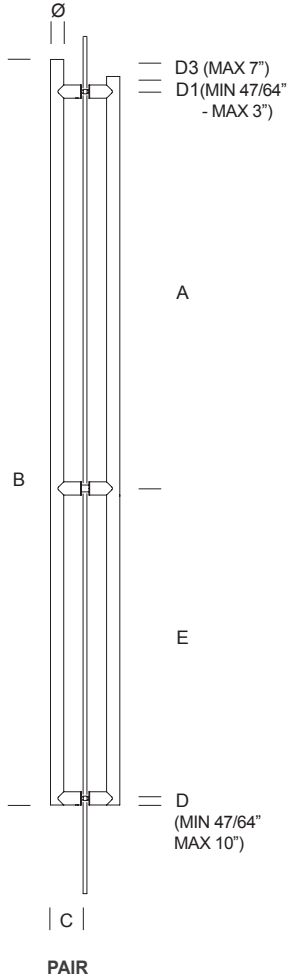
KLU.KIT.99G4.99 (UNIVERSAL NO LOCKING FULL SIZE)
KLU.KIT.99G2.99 (UNIVERSAL NO LOCKING HALF SIZE)
page 66
SPACERS ARE IN COPPER COLOR POWDER COATED ALUMINUM

BACK TO BACK FIXING KIT ALWAYS INCLUDED
SUITABLE FOR GLASS / WOOD / METAL DOOR

ALL DIMENSIONS IN THE CATALOG DRAWINGS ARE APPROXIMATIONS.
REQUEST THE APPROPRIATE TECHNICAL DRAWING BEFORE DOOR
PREPARATION AND INSTALLATION.

UNIVERSAL
NON LOCKING
FULL SIZE

ANTIMICROBIAL
COPPER

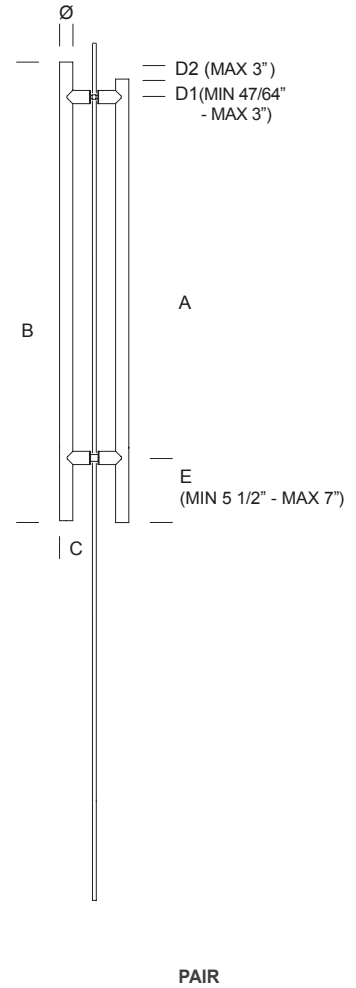


ITEM	A	B	C	D-D2-D3	E	Ø
KLU.0G4.999Z.86	custom	custom	85 mm 3 11/32"	custom	custom	37 mm 1 29/64

FINISH CODE
.86 SATIN COPPER

UNIVERSAL
NON LOCKING
HALF SIZE

ANTIMICROBIAL
COPPER



ITEM	A	B	C	D	E	Ø
KLU.0G2.999Z.86	custom	custom	85 mm 3 11/32"	custom	custom	37 mm 1 29/64

DOOR PREPARATION:
DP4 (UNIVERSAL NO LOCKING FULL SIZE)
DP5 (UNIVERSAL NO LOCKING HALF SIZE)
page 70-71

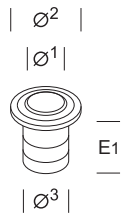
SPACERS FOR DOUBLE GLAZED DOOR
KLU.KIT.99G4.99 (UNIVERSAL NO LOCKING FULL SIZE)
KLU.KIT.99G2.99 (UNIVERSAL NO LOCKING HALF SIZE)
page 66
SPACERS ARE IN COPPER COLOR POWDER COATED ALUMINUM

BACK TO BACK FIXING KIT ALWAYS INCLUDED
SUITABLE FOR GLASS / WOOD / METAL DOOR

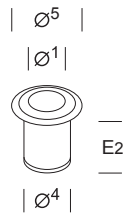
ALL DIMENSIONS IN THE CATALOG DRAWINGS ARE APPROXIMATIONS.
REQUEST THE APPROPRIATE TECHNICAL DRAWING BEFORE DOOR
PREPARATION AND INSTALLATION.

LOCKING LADDER PULLS

DUST-FREE FLOOR SOCKET

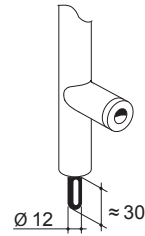


Nickel-plated brass



Stainless Steel

ADJUSTABLE STEEL DEAD BOLT

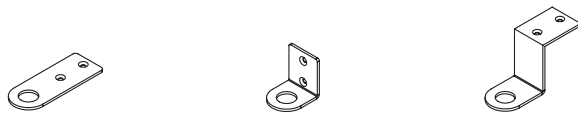


ART.
KLO.OSK.0000.00

ART.
KLO.SKI.0000. xx

Ø¹	Ø²	Ø³	Ø⁴	Ø⁵	E1	E2
14 mm	24 mm	18 mm	20 mm	35 mm	29 mm	40 mm

CUSTOM STRIKES ON REQUEST

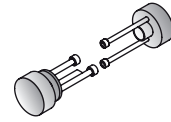


Coded key / Master key


ART. KLO.00K.0000. xx
 ART. KLO.00Y.000K. xx
 ART. KLO.00V.000K. xx

CYLINDER AND DOOR KNOB DUMMY

CYLINDER AND DOOR KNOB DUMMY - ON REQUEST

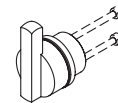


OCCUPANCY INDICATOR UNIVERSAL KIT FOR K-LOCK WITH RIM CYLINDER



CIL.RIM.0002. xx

KIT TO CONVERT FUNCTION NON LOCKING TO LOCKING FOR K-LOCK RIM CYLINDER WITH PREINSTALLED DUMMY KIT - ON REQUEST



RIM CYLINDER

CIL.RIM.0001. xx

RIM CYLINDER CONVENTIONAL ILCO

BRAND OF COMPATIBLE RIM CYLINDER ON REQUEST:

ARROW - CORBIN RUSSWIN - KABAILCO - MEDECO - SCHLAGE - SARGENT - YALE



RIM CYLINDER

RIM CYLINDER WITH IC

CIL.HOU.RL01. xx

RIM HOUSING SFIC SCHLAGE

CIL.HOU.RS01. xx

RIM HOUSING SFIC SCHLAGE

AVAILABLE ON REQUEST SFIC RIM HOUSING

BRAND OF COMPATIBLE RIM HOUSING ON REQUEST:

ARROW - CORBIN RUSSWIN - KABAILCO - MEDECO - SARGENT - YALE - ILCO



RIM CYLINDER WITH IC

CORE FOR SFIC AND LFIC

AVAILABLE ON REQUEST CORES FOR SFIC AND LFIC RIM AND MORTISE HOUSING

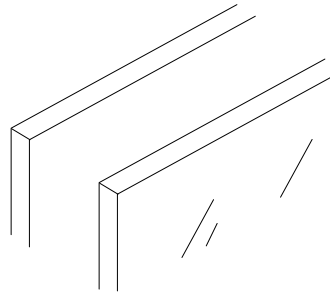
BRAND OF COMPATIBLE CORE FOR SFIC AND LFIC ON REQUEST:

ARROW - CORBIN RUSSWIN - KABAILCO - MEDECO - SCHLAGE - SARGENT - YALE - ILCO

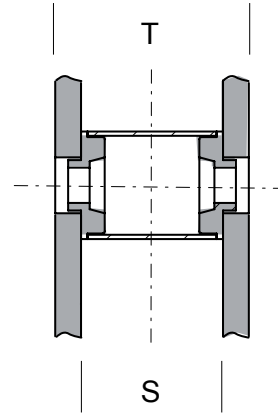


CORE FOR SFIC AND LFIC

SPACERS FOR DOUBLE GLAZED DOOR



Double glazed doors

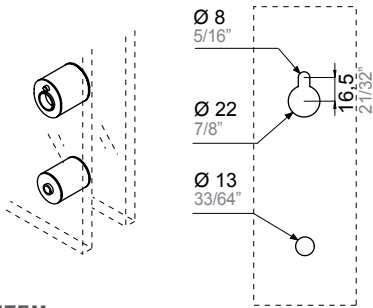


T = custom
S = custom

OVAL / ROUND SPACERS

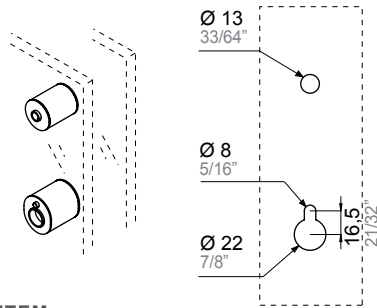
KLU LINE RIM - SPACERS FOR COPPER LOCKING AND NON LOCKING PULLS

1 OVAL POST (UP) + 1 Ø37 ROUND POST (BOTTOM)



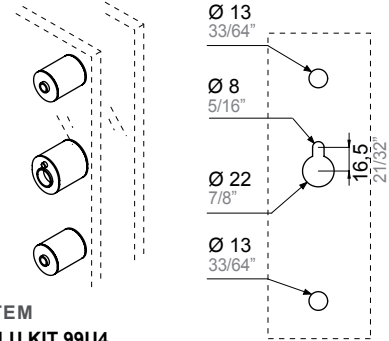
ITEM
KLU.KIT.99U2

1 OVAL POST (BOTTOM) + 1 Ø37 ROUND POST (TOP)



ITEM
KLU.KIT.9RU2

1 OVAL POST (CENTER) + 2 Ø37 ROUND POSTS (TOP/BOTTOM)

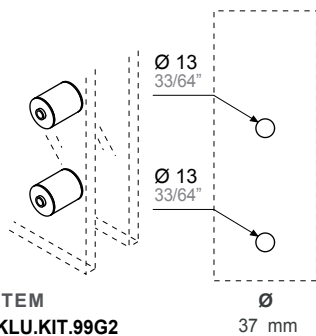


ITEM
KLU.KIT.99U4

ROUND SPACERS

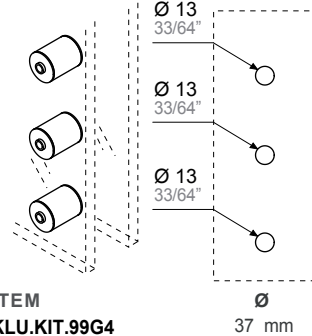
KLU LINE - SPACERS FOR COPPER NON LOCKING PULLS

2 ROUND POSTS



ITEM
KLU.KIT.99G2

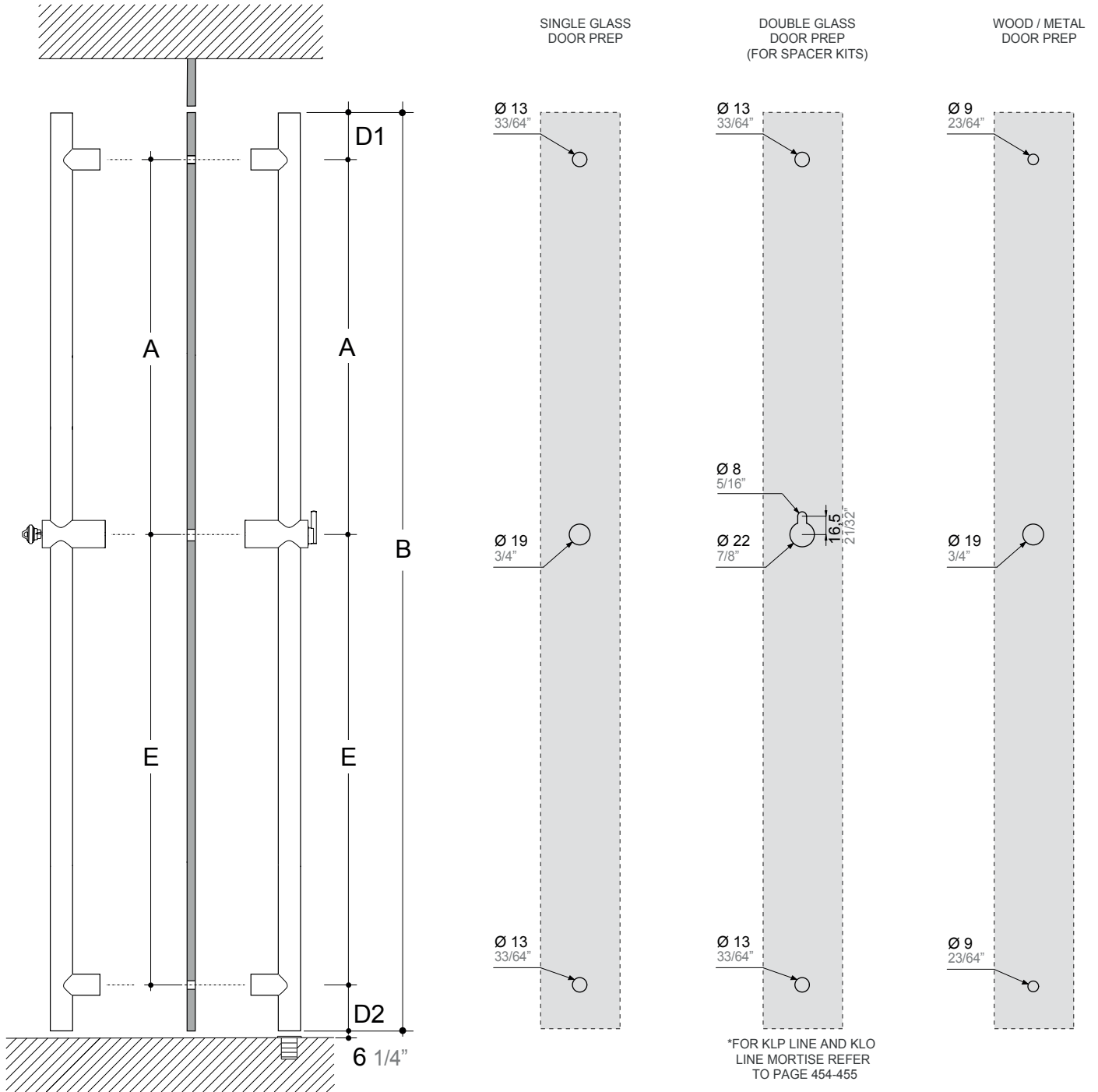
3 ROUND POSTS



ITEM
KLU.KIT.99G4

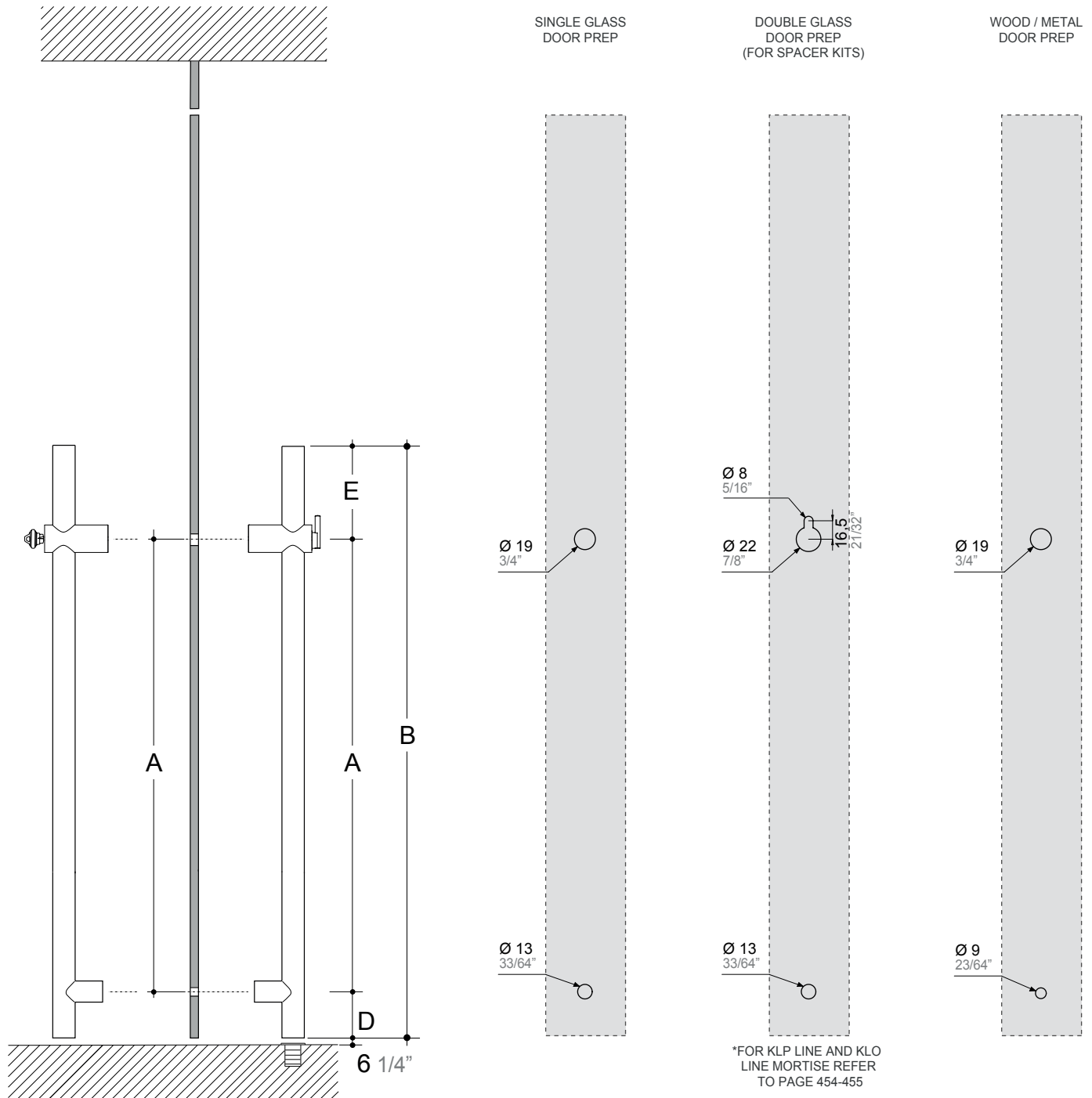
DP1 - DOOR PREPARATION FOR FULL SIZE LADDER PULLS LOCKING / NON LOCKING (KLU)

HOLES DIAMETERS AND CENTER TO CENTER SIZES



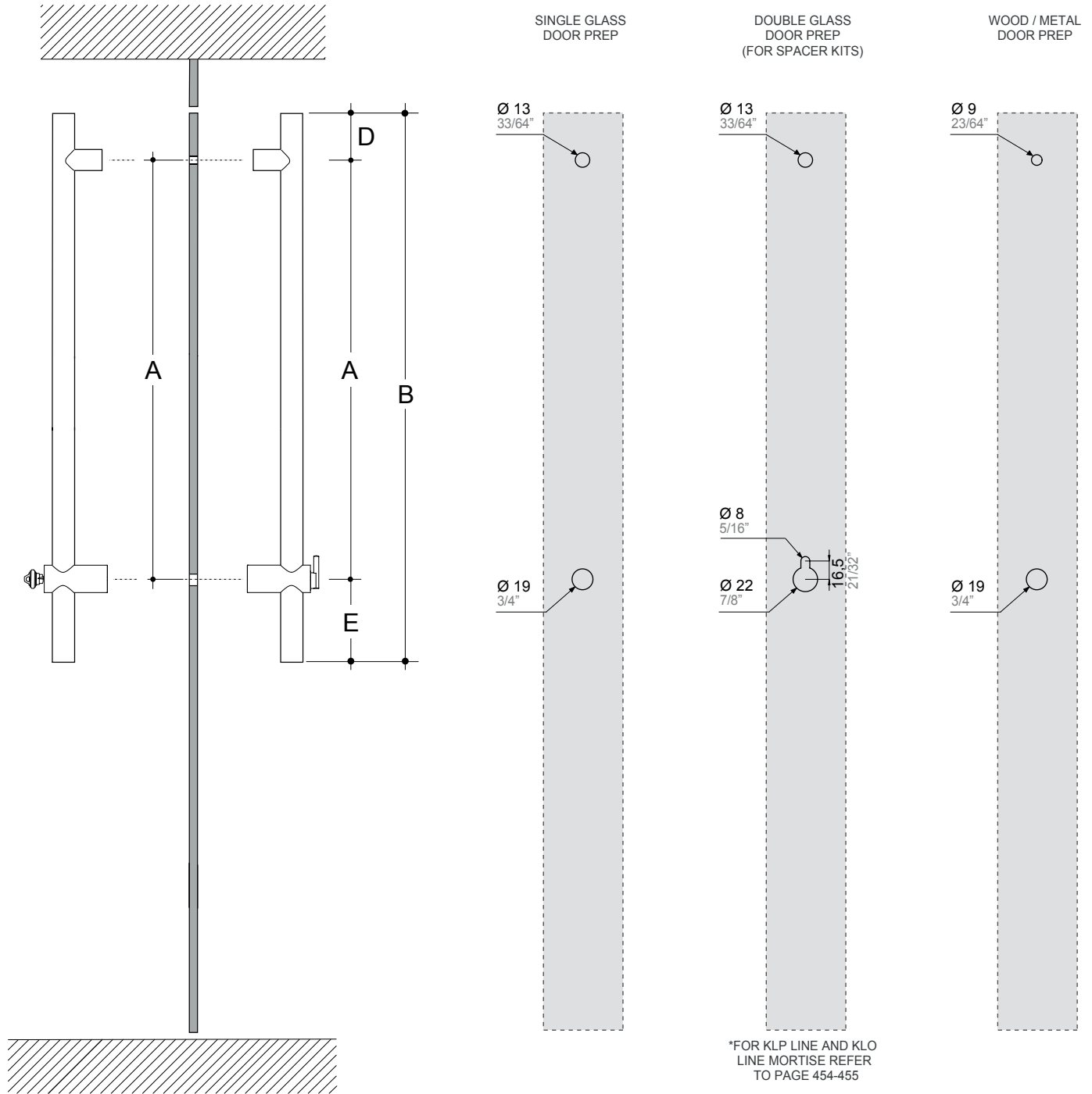
**DP2 - DOOR PREPARATION FOR HALF SIZE LADDER PULLS LOCKING / NON LOCKING (KLU)
WITH CYLINDER POST ON TOP**

HOLES DIAMETERS AND CENTER TO CENTER SIZES



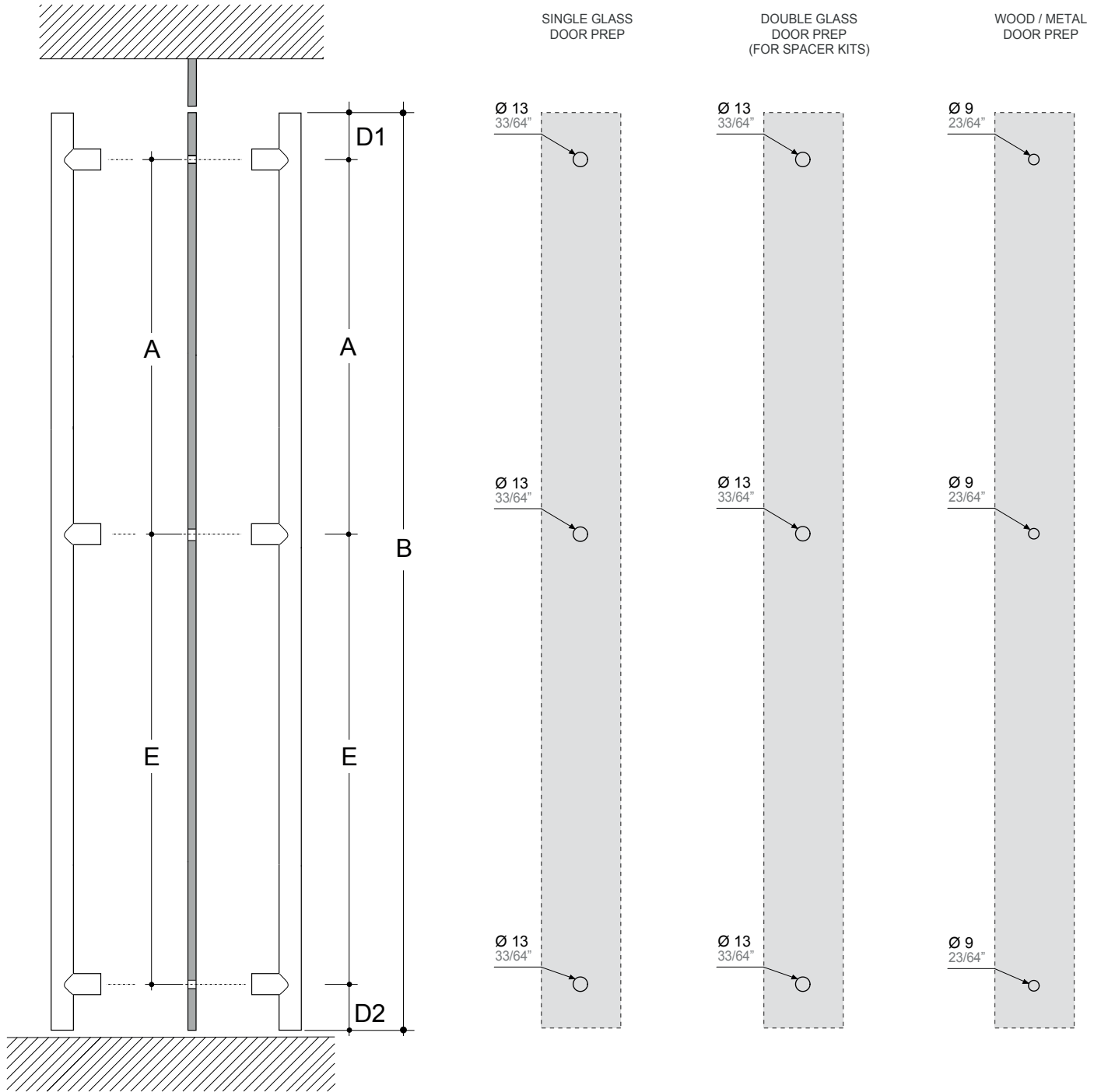
**DP3 - DOOR PREPARATION FOR HALF SIZE LADDER PULLS LOCKING / NON LOCKING (KLU)
WITH CYLINDER POST ON BOTTOM**

HOLES DIAMETERS AND CENTER TO CENTER SIZES



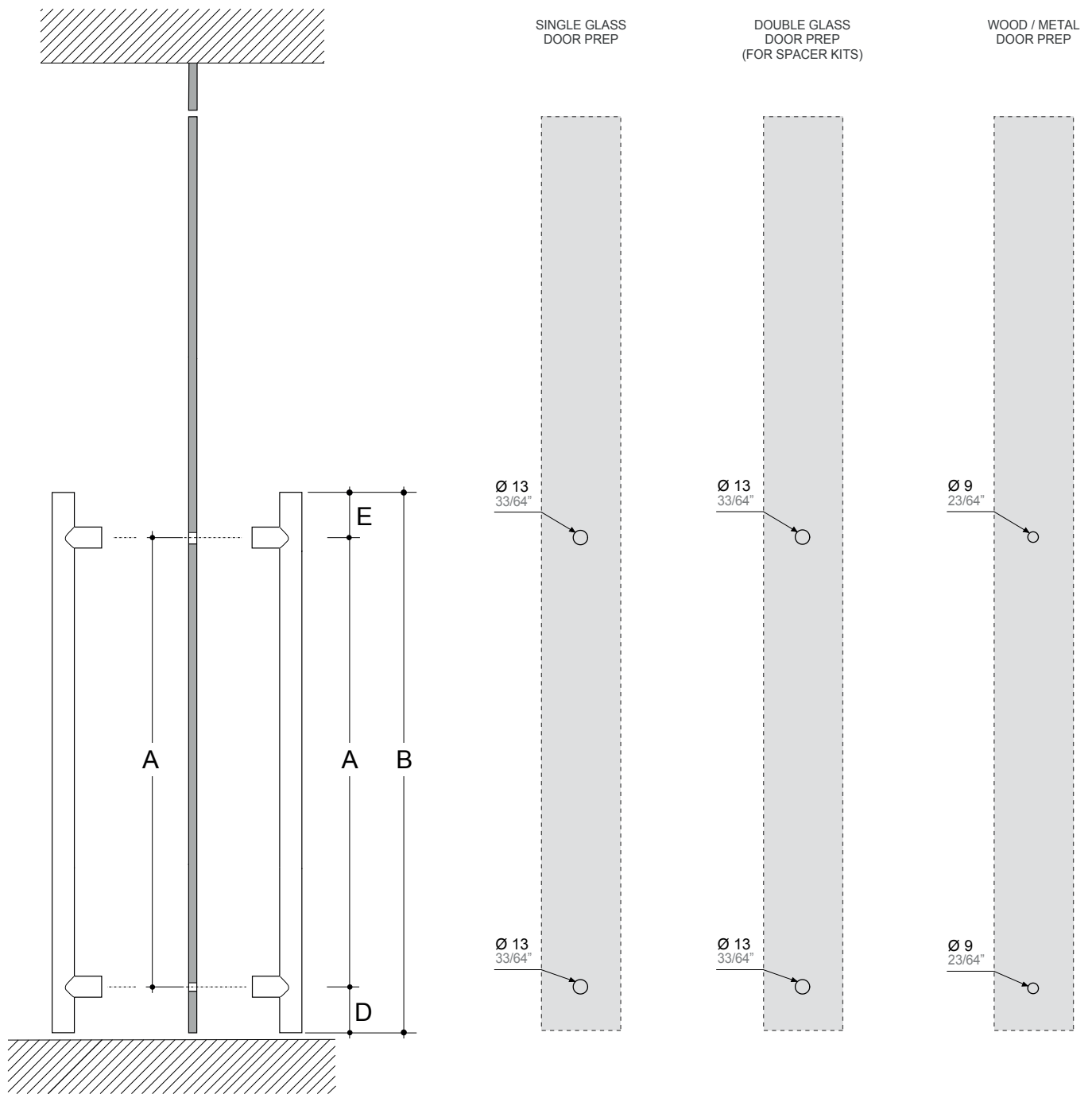
DP4 - DOOR PREPARATION FOR FULL SIZE LADDER PULLS NON LOCKING (ONLY ROUND POSTS)

HOLES DIAMETERS AND CENTER TO CENTER SIZES



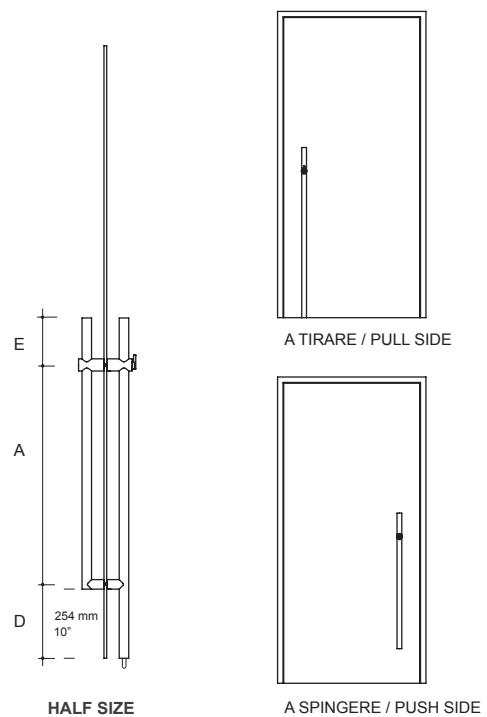
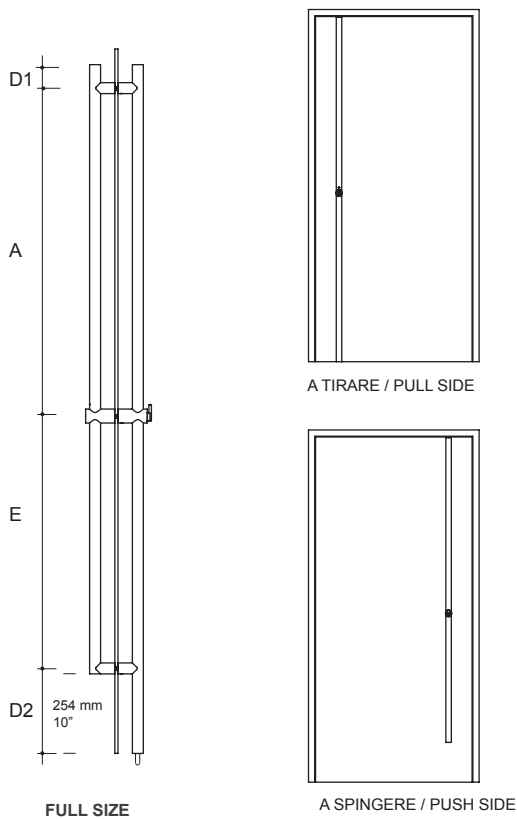
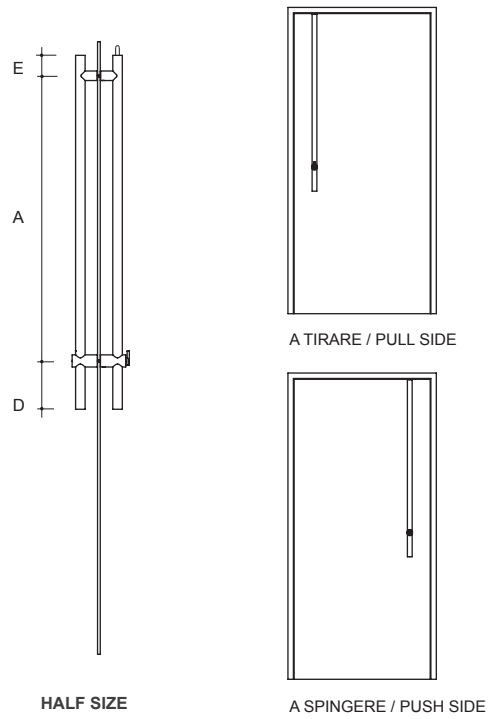
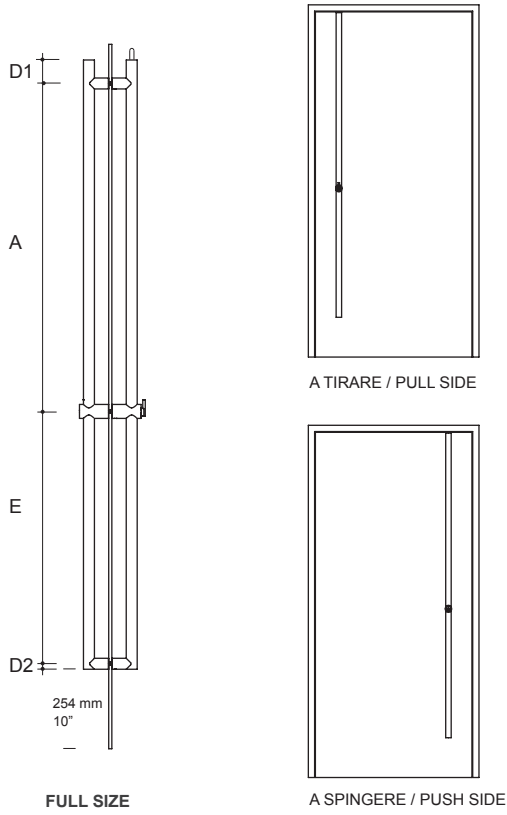
DP5 - DOOR PREPARATION FOR HALF SIZE LADDER PULLS NON LOCKING (ONLY ROUND POSTS)

HOLES DIAMETERS AND CENTER TO CENTER SIZES

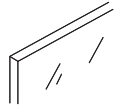


CONFIGURATION TO COMPLY ADA STANDARD (254 mm - 10" clearance from the floor)

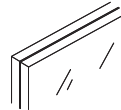
ADA
10"
clearance
layout



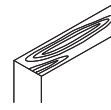
INSTALLATION ON ANY TYPE OF MATERIAL



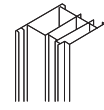
Glass doors



Double glazed doors

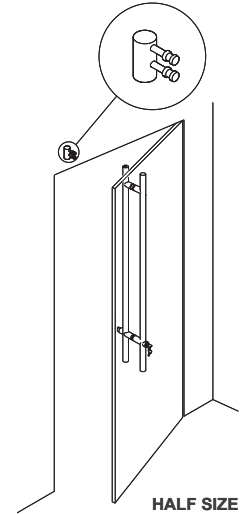
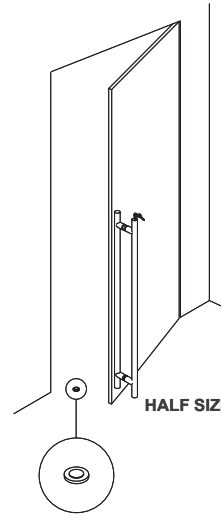
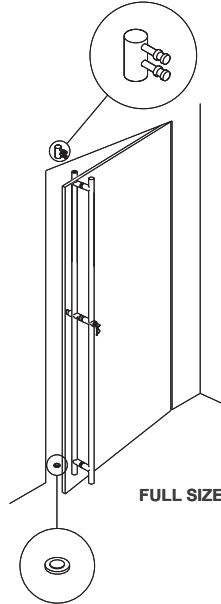
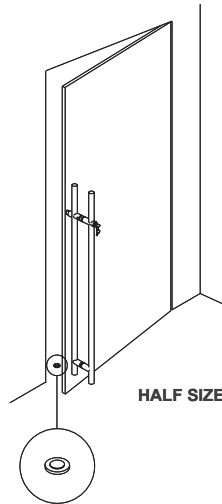
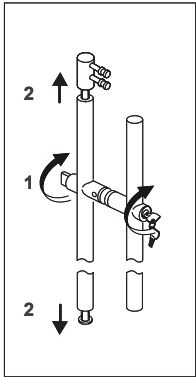


Wood doors

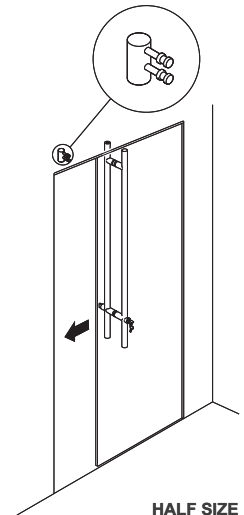
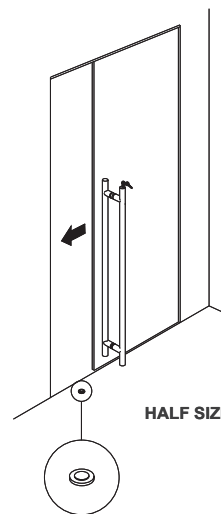
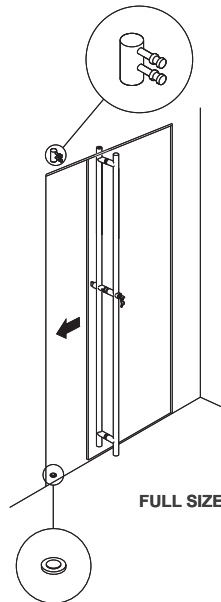
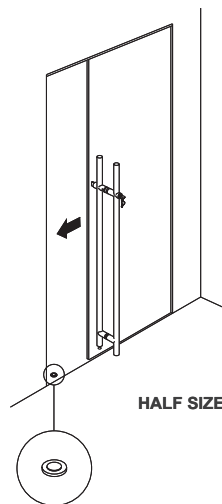
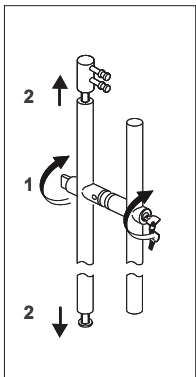


Metal doors

HINGED DOORS



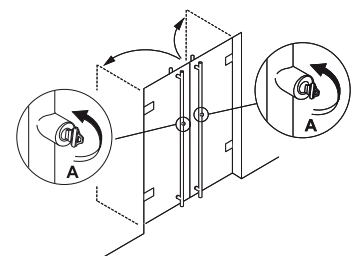
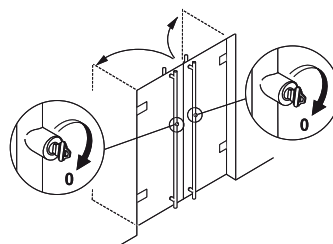
SLIDING DOORS



ROTATION OF THE KEY

Standard


On request




PROGRAMMA CU

LEVERS

ANTIMICROBIAL
COPPER






ITEM

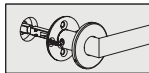
2MU.028.xxxx.4R

MATERIALS, FINISHING AND DETAILS

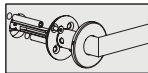
FINISH CODE

COPPER	STAINLESS STEEL	
.4R SATIN COPPER	SATIN STAINLESS STEEL (ANSI/BHMA 630 - USD32D)	 

HANDLES FIXING TO SPECIFY BEFORE ORDER




SINGLE FIXING



BACK TO BACK FIXING

HANDLE FOR MORTISE
WOOD OR HM DOORS

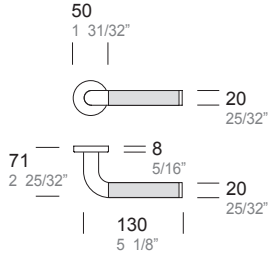
ANTIMICROBIAL
COPPER



ITEM

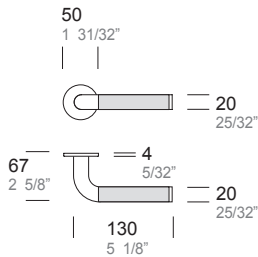
2MU.028.0UT8 .4R

- mortise
- with return spring



2MU.028.00T4 .4R

- mortise
- without return spring




- Stainless Steel
- Satin Copper

AVAILABLE LOCKS page 80
MORTISE CYLINDERS NOT INCLUDED SEE PAGE 57 FOR COMPATIBLE MODELS
STANDARD FACEPLATE SATIN STAINLESS STEEL.
SPINDLE DEPTH, LEVERS POSITION ON THE LOCKSET AND FIXING (SINGLE OR BACK TO BACK) MUST BE SPECIFIED ORDERING - see page 81

FINISH CODE

- COPPER**
- .4R SATIN COPPER
- STAINLESS STEEL**
- SATIN STAINLESS STEEL (ANSI/BHMA 630 - USD32D)

LOCK
WOOD OR HM DOORS



FUNCTION

BACKSET

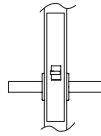
HOW TO ORDER

PASSAGE
ANSI F01

2 1/2"
2 3/4"

2MM.LCK.0A00 . xx + ONLY LOCK

2MU.028.0xTx . xx

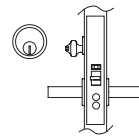


OFFICE/CORRIDOR
ANSI F04

2 1/2"
2 3/4"

2MM.LCK.0F00 . xx + ONLY LOCK

2MU.028.0xTx . xx

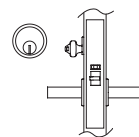


CLASSROOM
ANSI F05

2 1/2"
2 3/4"

2MM.LCK.0G00 . xx + ONLY LOCK

2MU.028.0xTx . xx

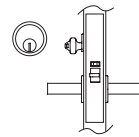


STOREROOM
ANSI F07

2 1/2"
2 3/4"

2MM.LCK.0P00 . xx + ONLY LOCK

2MU.028.0xTx . xx

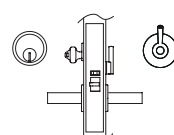


OFFICE/ENTRY
ANSI F04 + F13

2 1/2"
2 3/4"

2MM.LCK.0I00 . xx + ONLY LOCK

2MU.028.0xTx . xx
 Add thumbturns page 49

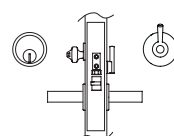


DORMITORY
ANSI F13

2 1/2"
2 3/4"

2MM.LCK.0E00 . xx + ONLY LOCK

YOD.028.0xTx . xx
 Add thumbturns page 49

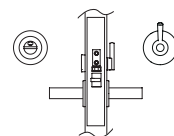



PRIVACY
ANSI F19

2 1/2"
2 3/4"

2MM.LCK.0M00 . xx + ONLY LOCK

YOD.028.0xTx . xx
 Add thumbturns page 49





ANTIMICROBIAL
COPPER

ITEM

2MU.030.xxxx.4R

MATERIALS, FINISHING AND DETAILS

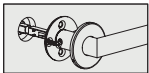
FINISH CODE

COPPER
.4R SATIN COPPER

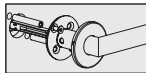
STAINLESS STEEL
SATIN STAINLESS STEEL (ANSI/BHMA 630 - USD32D)



HANDLES FIXING TO SPECIFY BEFORE ORDER




SINGLE FIXING



BACK TO BACK FIXING

HANDLE FOR MORTISE
WOOD OR HM DOORS

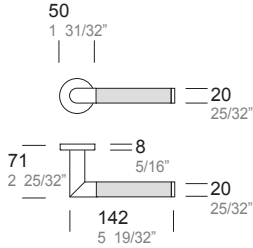
ANTIMICROBIAL
COPPER



ITEM

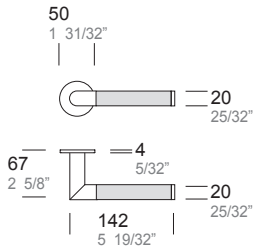
2MU.030.0UT8 .4R

- mortise
- with return spring



2MU.030.00T4 .4R

- mortise
- without return spring




- Stainless Steel
- Satin Copper

AVAILABLE LOCKS page 80
MORTISE CYLINDERS NOT INCLUDED SEE PAGE 57 FOR COMPATIBLE MODELS
STANDARD FACEPLATE SATIN STAINLESS STEEL.
SPINDLE DEPTH, LEVERS POSITION ON THE LOCKSET AND FIXING (SINGLE OR BACK TO BACK) MUST BE SPECIFIED ORDERING - see page 81

FINISH CODE
COPPER
.4R SATIN COPPER
STAINLESS STEEL
SATIN STAINLESS STEEL (ANSI/BHMA 630 - USD32D)

LOCK
WOOD OR HM DOORS



FUNCTION

BACKSET

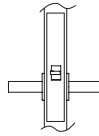
HOW TO ORDER

PASSAGE
ANSI F01

2 1/2"
2 3/4"

2MM.LCK.0A00 . xx + ONLY LOCK

2MU.030.0xTx . xx

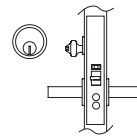


OFFICE/CORRIDOR
ANSI F04

2 1/2"
2 3/4"

2MM.LCK.0F00 . xx + ONLY LOCK

2MU.030.0xTx . xx

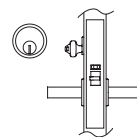


CLASSROOM
ANSI F05

2 1/2"
2 3/4"

2MM.LCK.0G00 . xx + ONLY LOCK

2MU.030.0xTx . xx

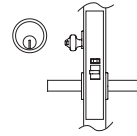


STOREROOM
ANSI F07

2 1/2"
2 3/4"

2MM.LCK.0P00 . xx + ONLY LOCK

2MU.030.0xTx . xx

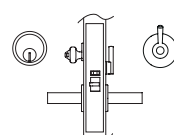


OFFICE/ENTRY
ANSI F04 + F13

2 1/2"
2 3/4"

2MM.LCK.0I00 . xx + ONLY LOCK

2MU.030.0xTx . xx
 Add thumbturns page 49

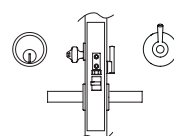


DORMITORY
ANSI F13

2 1/2"
2 3/4"

2MM.LCK.0E00 . xx + ONLY LOCK

YOD.030.0xTx . xx
 Add thumbturns page 49

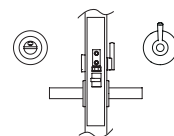


PRIVACY
ANSI F19

2 1/2"
2 3/4"

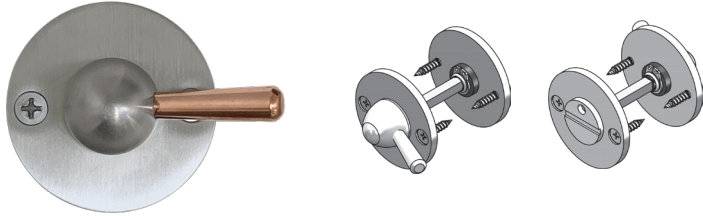
2MM.LCK.0M00 . xx + ONLY LOCK

YOD.030.0xTx . xx
 Add thumbturns page 49

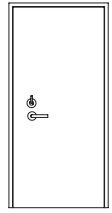



ANTIMICROBIAL
COPPER

THUMBTURNS FOR MORTISE
WOOD OR HM DOORS



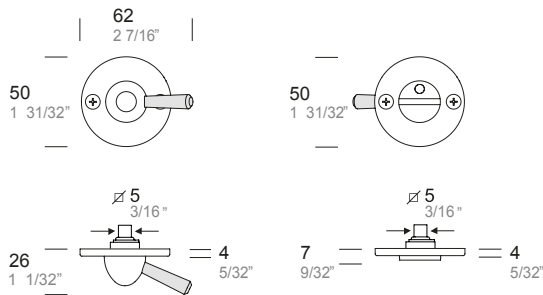
LOCK
WOOD OR HM DOORS



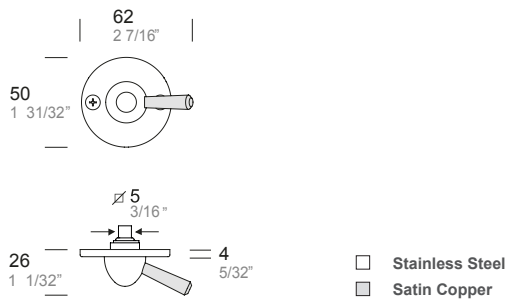
HANDLE
NOT
INCLUDED

ITEM

2MU.033.0UT4 .4R



2MU.033.0050 .4R



FUNCTION

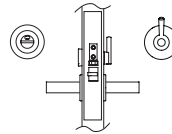
BACKSET

HOW TO ORDER

PRIVACY
ANSI F19

2 1/2"
2 3/4"

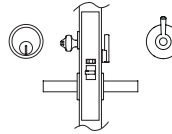
2MM.LCK.0M00 .xx
+ 2MU.033.0UT4 .4R



OFFICE/ENTRY
ANSI F04 + F13

2 1/2"
2 3/4"

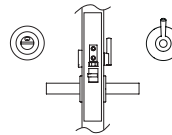
2MM.LCK.0I00 .xx
+ 2MU.033.0050 .4R



DORMITORY
ANSI F13

2 1/2"
2 3/4"

2MM.LCK.0E00 .xx
+ 2MU.033.0050 .4R



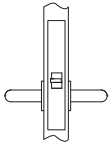
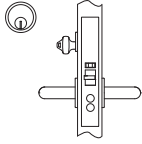
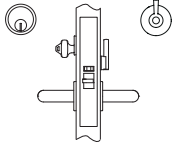
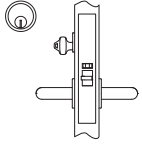
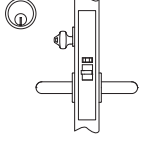
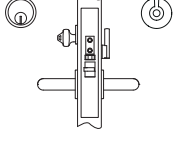
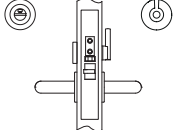
FINISH CODE

COPPER
.4R SATIN COPPER

STAINLESS STEEL
SATIN STAINLESS STEEL (ANSI/BHMA 630 - USD32D)

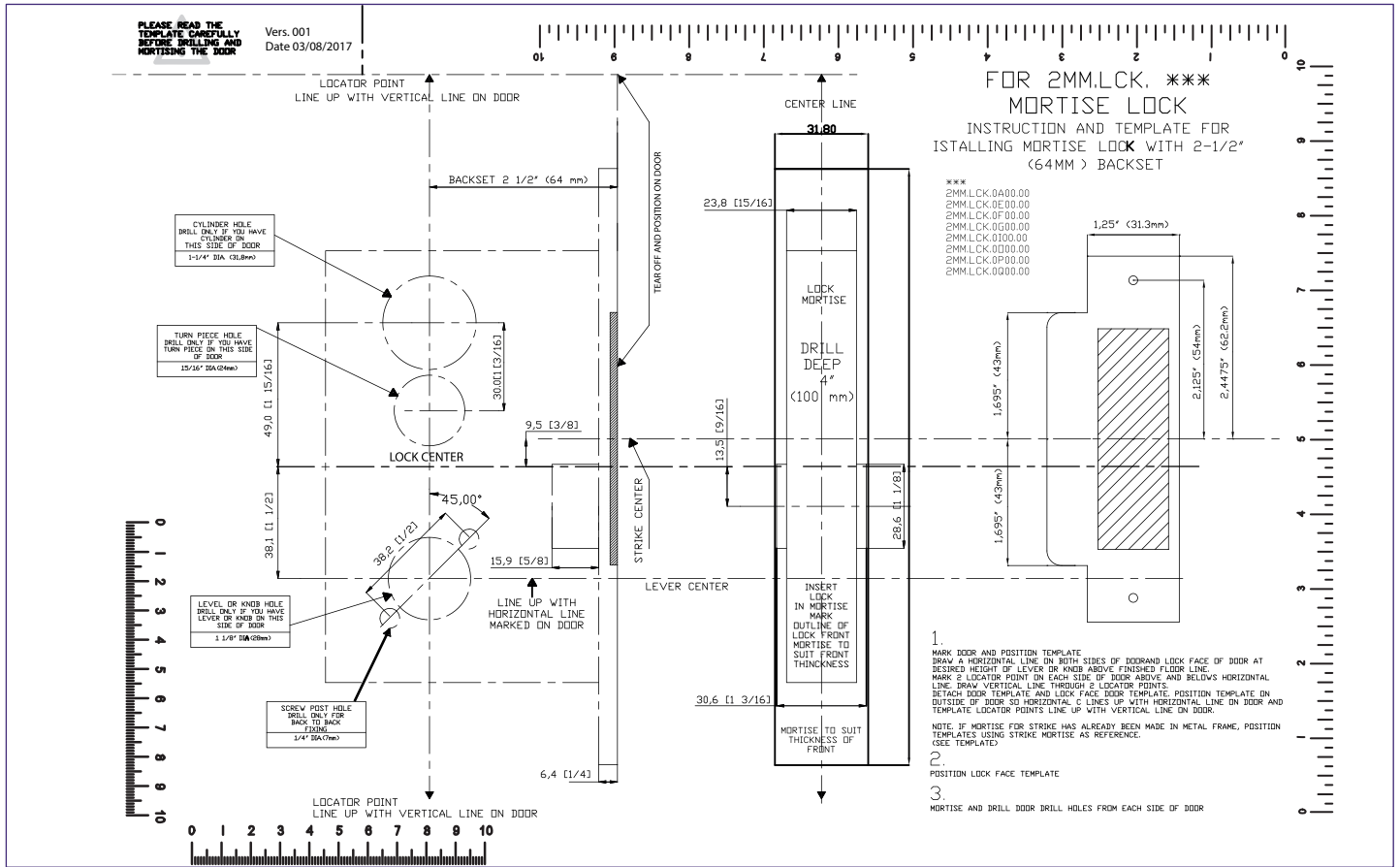
LEVER HANDLES

MORTISE LOCKS - WOOD OR HM DOORS

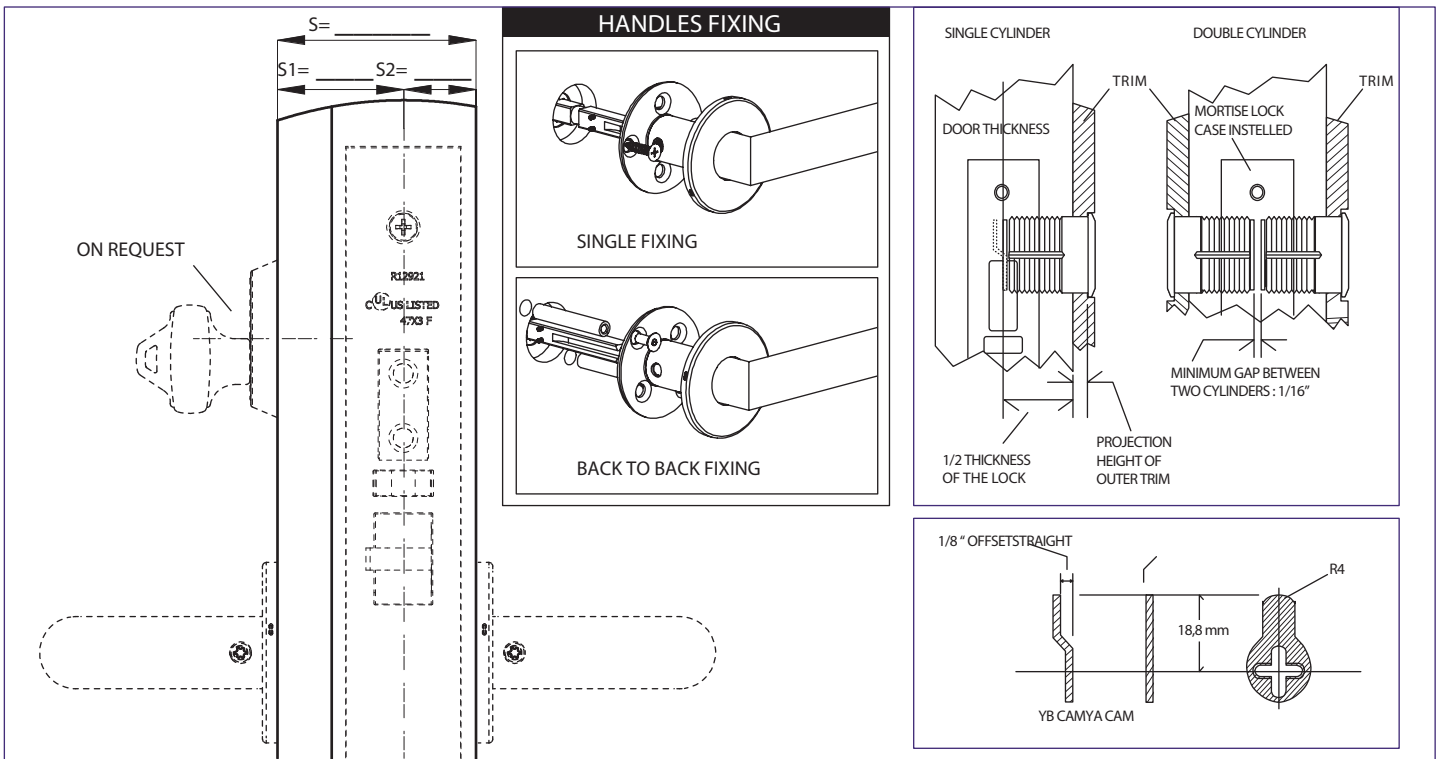
ITEM	FUNCTION (according to ANSI) FUNZIONE	FINAL CONFIGURATION
ITEM 2MM.LCK.0A00. xx ONLY LOCK	PASSAGE - ANSI F01 Backset 2 1/2" * ANSI F 01 - no key - no thumbturn	
ITEM 2MM.LCK.0F00. xx ONLY LOCK	OFFICE / CORRIDOR - ANSI F04 Backset 2 1/2" * ANSI F 04 - key - toggle - security egress	
ITEM 2MM.LCK.0I00. xx ONLY LOCK	OFFICE / ENTRY ANSI F04 + F13 Backset 2 1/2" * ANSI F 04 - key - thumbturn - security egress	
ITEM 2MM.LCK.0G00. xx ONLY LOCK	CLASSROOM - ANSI F05 Backset 2 1/2" * ANSI F 05 - key - security egress	
ITEM 2MM.LCK.0P00. xx ONLY LOCK	STOREROOM - ANSI F07 Backset 2 1/2" * ANSI F 07 - key (outside lever inoperative) - security egress	
ITEM 2MM.LCK.0E00. xx ONLY LOCK	DORMITORY - ANSI F13 Backset 2 1/2" * ANSI F 13 - key - thumbturn - deadbolt - security egress	
ITEM 2MM.LCK.0M00. xx ONLY LOCK	PRIVACY - ANSI F19 Backset 2 1/2" * ANSI F 19 thumbturn - snib indicator - deadbolt - security egress	

NOTE * Lever handles, thumbturns and cylinders to be order apart

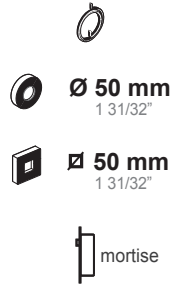
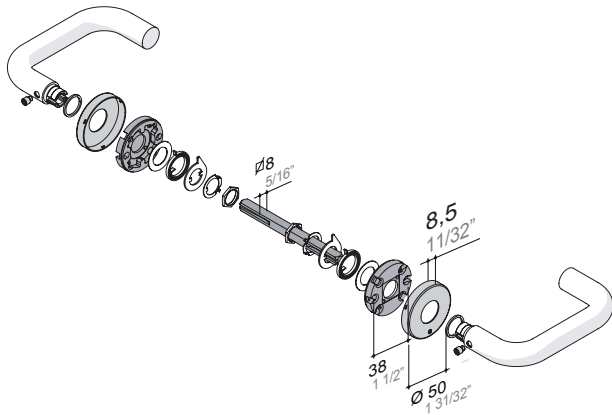
TEMPLATE AVAILABLE FOR DOWNLOAD AT PBA.IT



ORDER SPECIFICATIONS



HANDLE FOR MORTISE WITH RETURN SPRING



ROSES

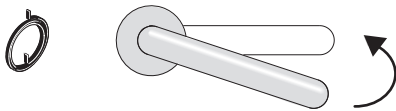
Round and square roses with a return spring. Inner rose in metal alloy and rose cover in stainless steel AISI 316L.

Ø 50 mm
1 31/32"

50 mm
1 31/32"

mortise

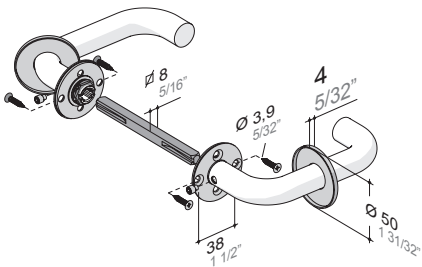
HANDLE FOR MORTISE WITH RETURN SPRING



RETURN SPRING

The return spring brings back the lever handle in horizontal position after use

HANDLE FOR MORTISE WITHOUT RETURN SPRING




ROSES

Round roses low without return spring. Inner rose in metal alloy and rose cover in stainless steel AISI 316L.

Ø 50 mm
1 31/32"

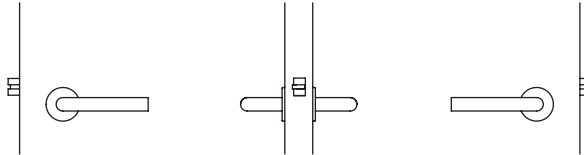
mortise



AVAILABLE FUNCTIONS
(according to ANSI)

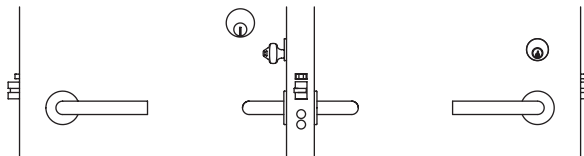
PASSAGE

ANSI F 01
no key - no thumbturn



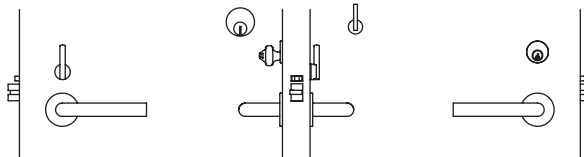
OFFICE / CORRIDOR

ANSI F 04
key - toggle - security egress



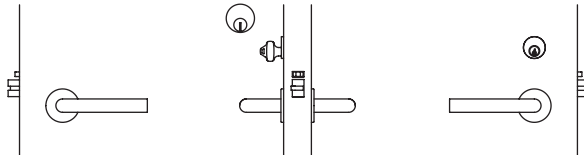
OFFICE / ENTRY

ANSI F 04 + F 13
key - thumbturn - security egress



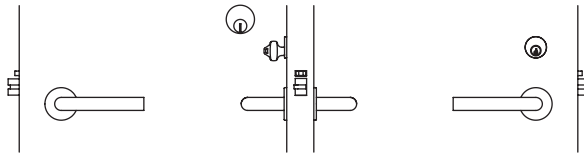
CLASSROOM

ANSI F 05
key - security egress



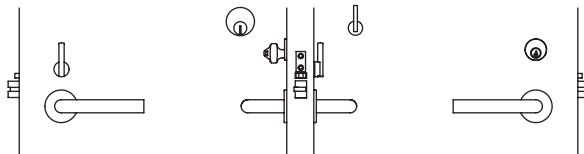
STOREROOM

ANSI F 07
key (outside lever inoperative) - security egress



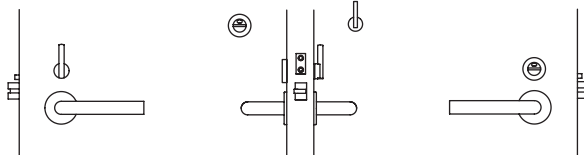
DORMITORY

ANSI F 13
key - thumbturn - deadbolt - security egress



PRIVACY

ANSI F 19
thumbturn - snib indicator - deadbolt - security egress



MORTISE LOCK

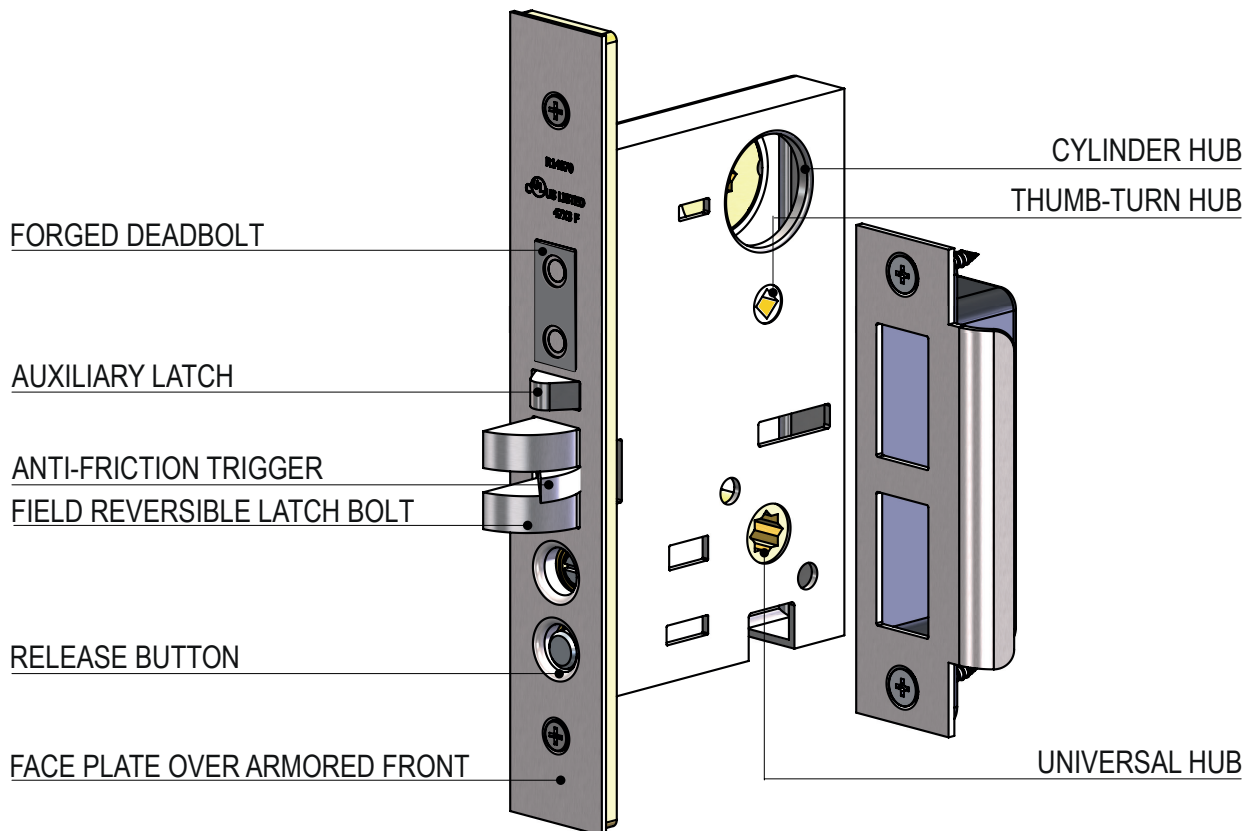
pba 2MM.LCK series mortise locks for solid doors are engineered for durability and optimum security. All lock cases are constructed with quality metal working parts, ensuring the long lasting and trouble free operation.

Grade 1 accordingly to ANSI/BHMA 156.13 - 2005 and UL – ULC listed the 2MM.LCK mortise locks can be specified for application in residential, offices, hotels, schools and commercial buildings.

Available in seven different functions and with two backset (2 1/2" and 2 3/4") the 2MM.LCK mortise locks are equipped with a mechanical anti-friction latch bolt and a full 1" throw deadbolt with two hardened steel rollers for maximum security.

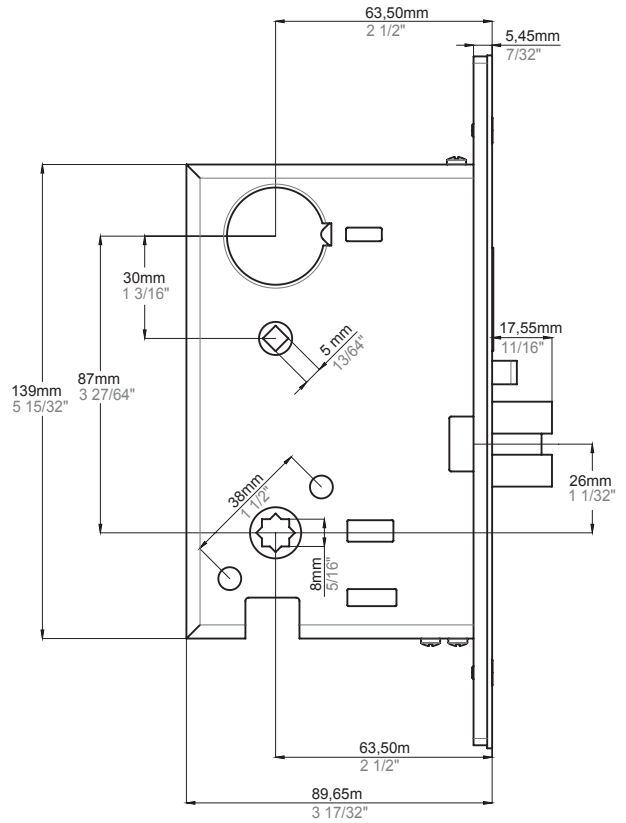
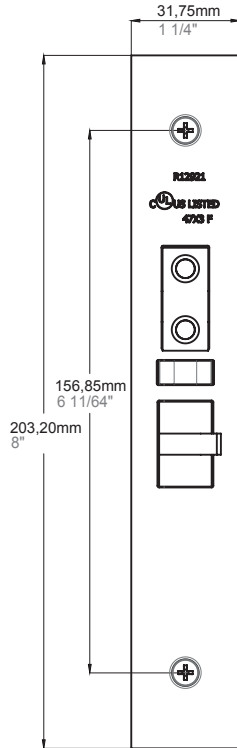
The exposed parts (deadbolt, latch bolt, auxiliary latch and buttons) are in forged brass and finished to match the appearance of the stainless steel faceplate.

The field-reversible design allows to switch handing on site, without opening the lock case. 2MM.LCK mortise locks feature an independent lever rotation.

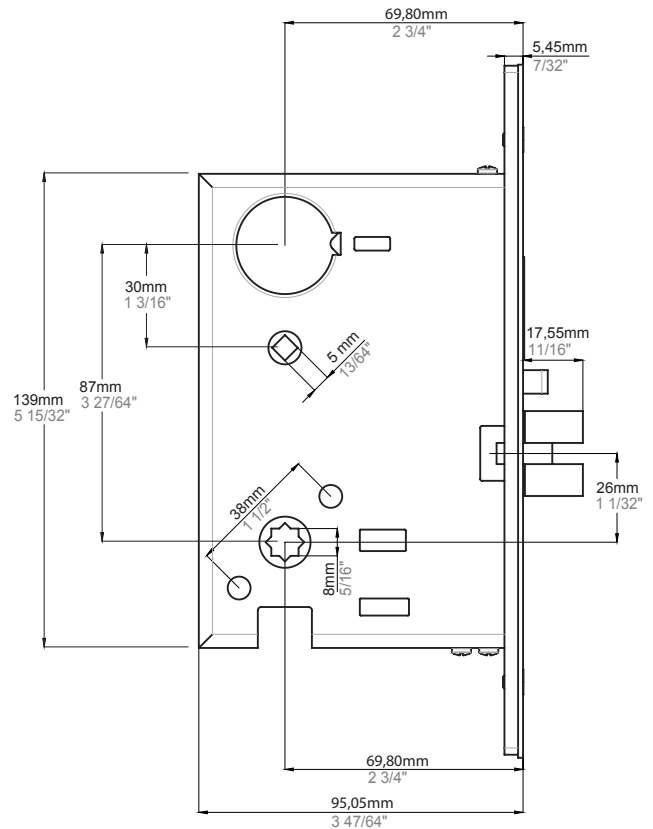
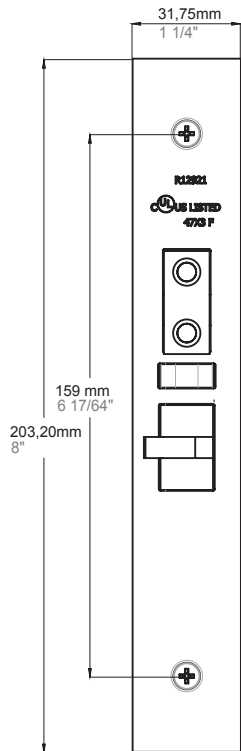


TECH SPECS

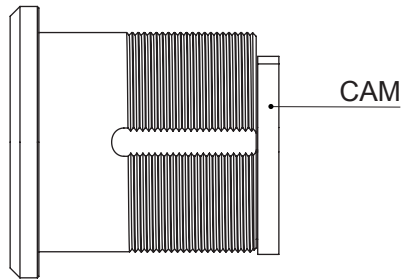
BACKSET 2 1/2



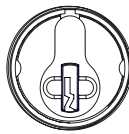
BACKSET 2 3/4



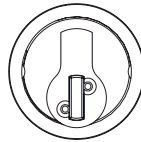
MORTISE CYLINDERS



SUITABLE CAMS

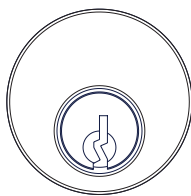


YA / YB

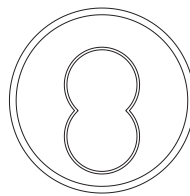


STRAIGHT

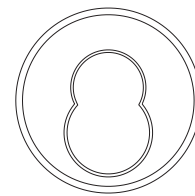
FORMATS



CONVENTIONAL



HOUSING FOR SFIC



HOUSING FOR LFIC



SFIC CORE
(compatible with any housing regardless the brand)




LFIC CORE
(compatible only with housing from the same brand)

PROGRAMMA CU

LOCKSET FOR GLASS DOOR

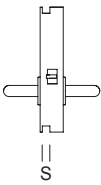



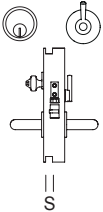









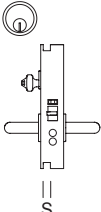



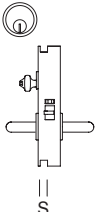









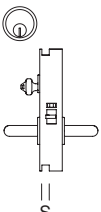



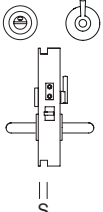









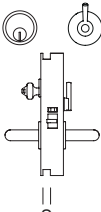






ANTIMICROBIAL
COPPER



ANTIMICROBIAL
COPPER



◆ .2 RH
AS PICTURED

	S	ITEM	◆		S	ITEM	◆
PASSAGE ANSI F01		3/8"	 HGU.LCK.0A09.44 . x  - 2MU.028.00T4.4R Ø  - 2MU.028.0UT8.4R Ø	DORMITORY ANSI F13		3/8"	 * HGU.LCK.2E09.4R . x  - 2MU.028.00T4.4R Ø  - 2MU.028.0UT8.4R Ø
		1/2"	 HGU.LCK.0A13.44 . x  - 2MU.028.00T4.4R Ø  - 2MU.028.0UT8.4R Ø			1/2"	 * HGU.LCK.2E13.4R . x  - 2MU.028.00T4.4R Ø  - 2MU.028.0UT8.4R Ø
OFFICE/ CORRIDOR ANSI F04		3/8"	 HGU.LCK.0F09.44 . x  - 2MU.028.00T4.4R Ø  - 2MU.028.0UT8.4R Ø	STOREROOM ANSI F07		3/8"	 HGU.LCK.0P09.44 . x  - 2MU.028.00T4.4R Ø  - 2MU.028.0UT8.4R Ø
		1/2"	 HGU.LCK.0F13.44 . x  - 2MU.028.00T4.4R Ø  - 2MU.028.0UT8.4R Ø			1/2"	 HGU.LCK.0P13.44 . x  - 2MU.028.00T4.4R Ø  - 2MU.028.0UT8.4R Ø
CLASSROOM ANSI F05		3/8"	 HGU.LCK.0G09.44 . x  - 2MU.028.00T4.4R Ø  - 2MU.028.0UT8.4R Ø	PRIVACY ANSI F19		3/8"	 * HGU.LCK.2M09.4R . x  - 2MU.028.00T4.4R Ø  - 2MU.028.0UT8.4R Ø
		1/2"	 HGU.LCK.0G13.44 . x  - 2MU.028.00T4.4R Ø  - 2MU.028.0UT8.4R Ø			1/2"	 * HGU.LCK.2M13.4R . x  - 2MU.028.00T4.4R Ø  - 2MU.028.0UT8.4R Ø
OFFICE/ENTRY ANSI F04+F13		3/8"	 * HGU.LCK.2I09.4R . x  - 2MU.028.00T4.4R Ø  - 2MU.028.0UT8.4R Ø				
		1/2"	 * HGU.LCK.2I13.4R . x  - 2MU.028.00T4.4R Ø  - 2MU.028.0UT8.4R Ø				

FINISH CODE HGU
.44 SATIN STAINLESS STEEL (ANSI/BHMA 630 - USD32D)

FINISH CODE 2MU
.4R COPPER
SATIN COPPER

SATIN STAINLESS STEEL
SATIN STAINLESS STEEL (ANSI/BHMA 630 - USD32D)

 WITH RETURN SPRING
 WITHOUT RETURN SPRING
 ALSO AVAILABLE FOR THICKNESS 25/64" (10 mm)
 AND 15/32" (12 mm)
 MORTISE CYLINDER SPECIFICATION PAGE 95
 MORTISE CYLINDER NOT INCLUDED
 ◆ .1 LH .2 RH .3 LHR .4 RHR
 * ADA THUMB TURN

ANTIMICROBIAL
COPPER



◆ .2 RH
AS PICTURED

	S	ITEM	◆		S	ITEM	◆
PASSAGE ANSI F01	3/8"	HGU.LCK.0A09.44 . x - 2MU.030.00T4.4R Ø - 2MU.030.0UT8.4R Ø	DORMITORY ANSI F13		3/8"	* HGU.LCK.2E09.4R . x - 2MU.030.00T4.4R Ø - 2MU.030.0UT8.4R Ø	
	1/2"	HGU.LCK.0A13.44 . x - 2MU.030.00T4.4R Ø - 2MU.030.0UT8.4R Ø			1/2"	* HGU.LCK.2E13.4R . x - 2MU.030.00T4.4R Ø - 2MU.030.0UT8.4R Ø	
OFFICE/ CORRIDOR ANSI F04	3/8"	HGU.LCK.0F09.44 . x - 2MU.030.00T4.4R Ø - 2MU.030.0UT8.4R Ø	STOREROOM ANSI F07		3/8"	HGU.LCK.0P09.44 . x - 2MU.030.00T4.4R Ø - 2MU.030.0UT8.4R Ø	
	1/2"	HGU.LCK.0F13.44 . x - 2MU.030.00T4.4R Ø - 2MU.030.0UT8.4R Ø			1/2"	HGU.LCK.0P13.44 . x - 2MU.030.00T4.4R Ø - 2MU.030.0UT8.4R Ø	
CLASSROOM ANSI F05	3/8"	HGU.LCK.0G09.44 . x - 2MU.030.00T4.4R Ø - 2MU.030.0UT8.4R Ø	PRIVACY ANSI F19		3/8"	* HGU.LCK.2M09.4R . x - 2MU.030.00T4.4R Ø - 2MU.030.0UT8.4R Ø	
	1/2"	HGU.LCK.0G13.44 . x - 2MU.030.00T4.4R Ø - 2MU.030.0UT8.4R Ø			1/2"	* HGU.LCK.2M13.4R . x - 2MU.030.00T4.4R Ø - 2MU.030.0UT8.4R Ø	
OFFICE/ENTRY ANSI F04+F13	3/8"	* HGU.LCK.2I09.4R . x - 2MU.030.00T4.4R Ø - 2MU.030.0UT8.4R Ø			3/8"	* HGU.LCK.2I09.4R . x - 2MU.030.00T4.4R Ø - 2MU.030.0UT8.4R Ø	
	1/2"	* HGU.LCK.2I13.4R . x - 2MU.030.00T4.4R Ø - 2MU.030.0UT8.4R Ø			1/2"	* HGU.LCK.2I13.4R . x - 2MU.030.00T4.4R Ø - 2MU.030.0UT8.4R Ø	

FINISH CODE HGU
.44 SATIN STAINLESS STEEL (ANSI/BHMA 630 - USD32D)

FINISH CODE 2MU
.4R COPPER
SATIN COPPER

SATIN STAINLESS STEEL
SATIN STAINLESS STEEL (ANSI/BHMA 630 - USD32D)

Ø WITH RETURN SPRING

~~Ø~~ WITHOUT RETURN SPRING

ALSO AVAILABLE FOR THICKNESS
25/64" (10 mm) AND 15/32" (12 mm)

MORTISE CYLINDER SPECIFICATION PAGE 95

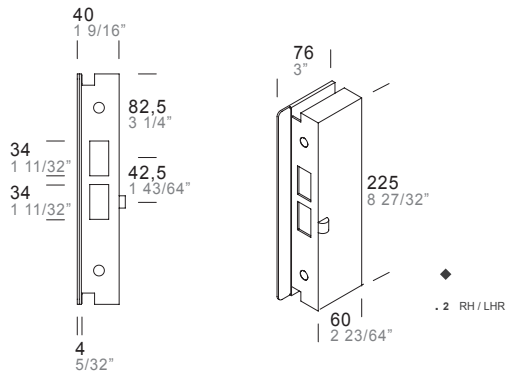
MORTISE CYLINDER NOT INCLUDED

◆ . 1 LH . 2 RH . 3 LHR . 4 RHR

* ADA THUMB TURN

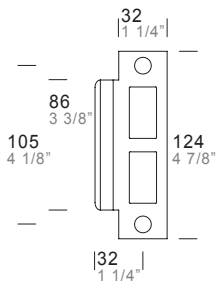


STRIKE BOX



- ITEM ◆
 HGU.STK.0009.44 . x
 HGU.STK.0013.44 . x

STRIKE PLATE



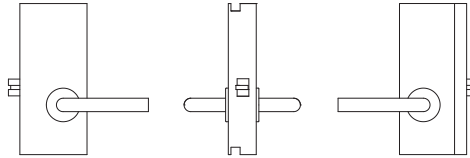
- ITEM
 HGU.STK.0001.44

FINISH CODE
 .44 SATIN STAINLESS STEEL (ANSI/BHMA 630 - USD32D)

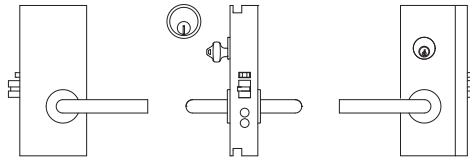
**PROGRAMMA H-GLASS HGU
LOCKSETS FOR FRAMELESS GLASS DOOR**

LOCKS FUNCTION (according to ANSI)

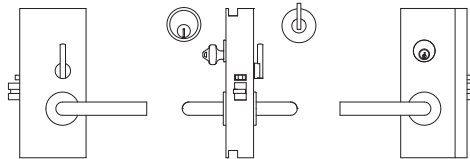
PASSAGE
ANSI F 01
no key - no thumbturn



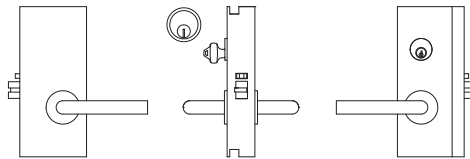
OFFICE / CORRIDOR
ANSI F 04
key - toggle - security egress



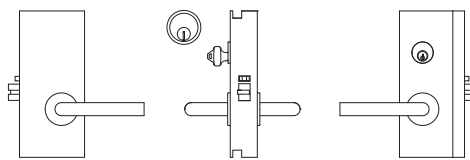
OFFICE / ENTRY
ANSI F 04 + F 13
key - thumbturn - security egress



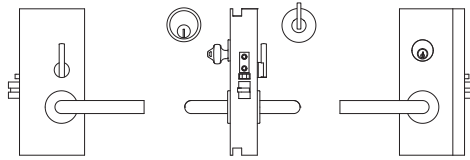
CLASSROOM
ANSI F 05
key - security egress



STOREROOM
ANSI F 07
key (outside lever inoperative) - security egress



DORMITORY
ANSI F 13
key - thumbturn - deadbolt - security egress



PRIVACY
ANSI F 19
thumbturn - snib indicator - deadbolt - security egress

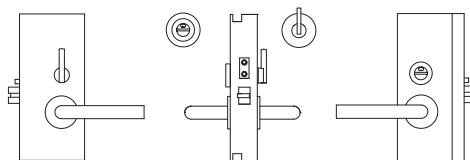
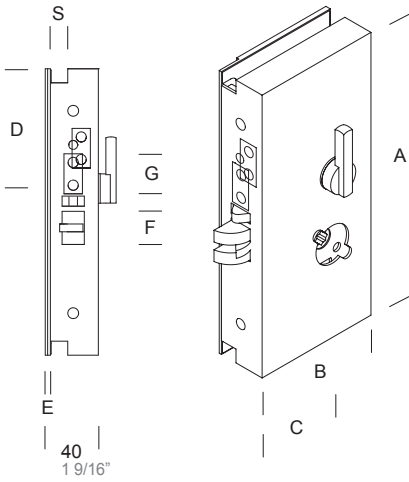


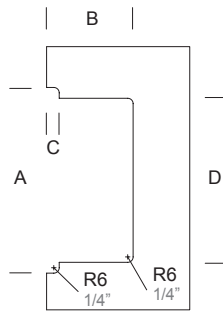
PLATE WITH LOCK



ART.	◆	A	B	C	D	E	F	G	S
HGU.LCK.xx09	. xx x	225 mm 8 27/32"	100 mm 4"	64,5 mm 2 35/64"	94 mm 3 45/64"	4 mm 5/32"	26 mm 1 1/32"	31,5 mm 1 15/64"	9 mm 3/8"
HGU.LCK.xx10	. xx x	225 mm 8 27/32"	100 mm 4"	64,5 mm 2 35/64"	94 mm 3 45/64"	4 mm 5/32"	26 mm 1 1/32"	31,5 mm 1 15/64"	10 mm 25/64"
HGU.LCK.xx12	. xx x	225 mm 8 27/32"	100 mm 4"	64,5 mm 2 35/64"	94 mm 3 45/64"	4 mm 5/32"	26 mm 1 1/32"	31,5 mm 1 15/64"	12 mm 15/32"
HGU.LCK.xx13	. xx x	225 mm 8 27/32"	100 mm 4"	64,5 mm 2 35/64"	94 mm 3 45/64"	4 mm 5/32"	26 mm 1 1/32"	31,5 mm 1 15/64"	12,7 mm 1/2"

- ◆
- . 1 LEFT HAND (LH)
- . 2 RIGHT HAND (RH)
- . 3 LEFT HAND REVERSE (LHR)
- . 4 RIGHT HAND REVERSE (RHR)

GLASS CUT TEMPLATE LOCK



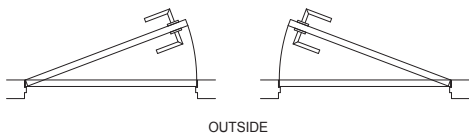
A	B	C	D
206 mm 8 1/8"	94 mm 3 45/64"	14 mm 9/16"	182 mm 7 11/64"

OPENING DIRECTION
(according to North American standard)

USA: LH
PBA: .1

INSIDE

USA: RH
PBA: .2

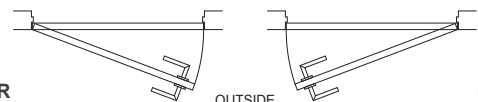


INSIDE

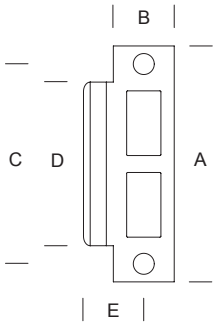
USA: LHR
PBA: .3

OUTSIDE

USA: RHR
PBA: .4



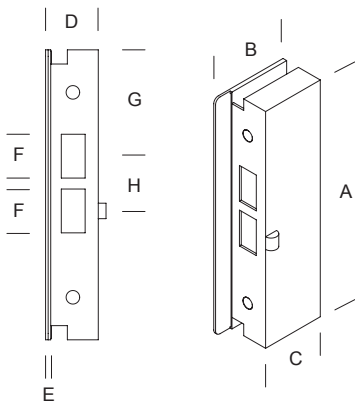
STRIKE PLATE



ART.	A	B	C	D	E
HGU.STK.0001. xx *	124 mm 4 7/8"	32 mm 1 1/4"	105 mm 4 1/8"	86 mm 3 3/8"	32 mm 1 1/4"

* PROVIDED WITH THE LOCK

STRIKE BOX

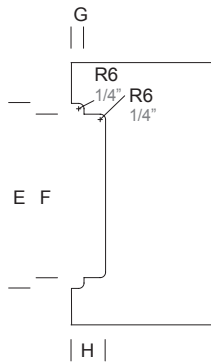


ART.	◆	A	B	C	D	E	F	G	H
HGU.STK.0009. xx x		225 mm 8 27/32"	76 mm 3"	60 mm 2 23/64"	40 mm 1 9/16"	4 mm 5/32"	34 mm 1 11/32"	82,5 mm 3 1/4"	42,5 mm 1 43/64"
HGU.STK.0010. xx x		225 mm 8 27/32"	76 mm 3"	60 mm 2 23/64"	40 mm 1 9/16"	4 mm 5/32"	34 mm 1 11/32"	82,5 mm 3 1/4"	42,5 mm 1 43/64"
HGU.STK.0012. xx x		225 mm 8 27/32"	76 mm 3"	60 mm 2 23/64"	40 mm 1 9/16"	4 mm 5/32"	34 mm 1 11/32"	82,5 mm 3 1/4"	42,5 mm 1 43/64"
HGU.STK.0013. xx x		225 mm 8 27/32"	76 mm 3"	60 mm 2 23/64"	40 mm 1 9/16"	4 mm 5/32"	34 mm 1 11/32"	82,5 mm 3 1/4"	42,5 mm 1 43/64"

◆ . 2 RH / LHR

◆ . 1 LH / RHR
. 2 RH / LHR

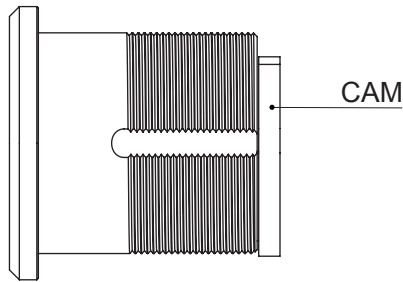
GLASS CUT TEMPLATE STRIKE BOX



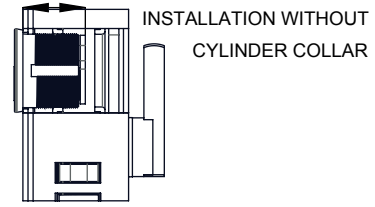
E	F	G	H
206 mm 8 1/8"	182 mm 7 11/64"	14 mm 9/16"	38 mm 1 1/2"

MORTISE CYLINDERS SUITABLE FOR HGU

RECOMMENDED LENGHT:
(FOR HGU)

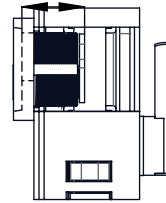


L=15/16"



INSTALLATION WITHOUT
CYLINDER COLLAR

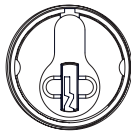
L=1"



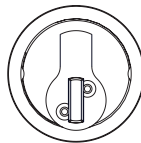
INSTALLATION WITH
CYLINDER COLLAR

**CONSIDERING
5/16" COLLAR
THICKNESS**

SUITABLE CAMS

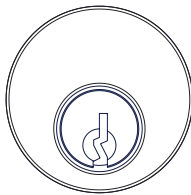


YA / YB

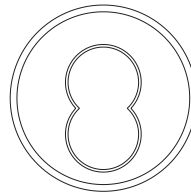


STRAIGHT

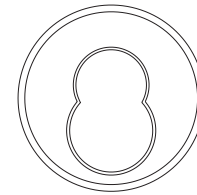
FORMATS



CONVENTIONAL



HOUSING FOR SFIC



HOUSING FOR LFIC



SFIC CORE
(compatible with any housing
regardless the brand)



LFIC CORE
(compatible only with housing
from the same brand)

GENERAL CONDITIONS OF SALE

1. AGREEMENT

1.1 The supply of the products shown in this pricelist ("Products") of PBA SpA ("PBA") shall be governed by these general conditions of sale ("General Conditions"). These General Conditions shall apply also to the sale of spare parts, when possible.

1.2 The sale agreement of the Products ("Agreement") is entered into force among the parties upon the Client's receipt of PBA's order confirmation.

These General Conditions shall be deemed as an integral and essential part of any Agreement.

1.3 These General Conditions shall be executed by the Client and attached to the first purchase order sent to PBA, it being agreed that they shall accordingly apply to any following Agreement.

1.4 These General Conditions shall be deemed as tacitly accepted by the Client for any supply of Products, unless expressly rejected in writing by the Client by means of notice thereof to be sent to PBA at the latest within 5 (five) days as of the date of receipt of PBA's confirmation of the first purchase order sent by the Client.

Should the Client expressly reject one or more of these General Conditions within the above term, PBA shall be free to withdraw from the relevant Agreement, by means of written communication thereof and without any further obligation.

1.5 In no event shall any general conditions of any nature, inserted and/or specified in the Client's order forms and/or in other documents sent to PBA by the Client, and/or of which the latter was made aware in any manner whatsoever, apply to any Agreement and/or to any supply of Products.

Any special term and/or condition of supply suggested by the Client shall apply to the Agreement only if expressly contained in PBA's order confirmation.

Any change and/or amendment to these General Conditions shall be binding and valid only if accepted in writing by both parties.

2. PLACE AND TERMS OF DELIVERY OF THE PRODUCTS

2.1 The choice of an Incoterm does not affect the location of the place of delivery of the Products which, in any case, shall be deemed as delivered to the Client at the place and in the moment in which they are put at disposal of the haulier, for the relevant transport, at PBA's premises in Tezze sul Brenta (Vicenza), Italy.

In any case, unless otherwise agreed in writing by the parties, PBA shall never be liable for delays accrued during the transportation.

2.2 The terms of delivery of the Products (i) are specified in PBA's order confirmation, (ii) are approximate and roughly set forth and (iii) in no case shall they be construed as of essence.

2.3 In case of delay in the delivery of the Products at PBA's premises, caused by a fortuitous event, force majeure or other causes not depending on PBA's willful misconduct and/or gross negligence, the Client shall not be entitled to claim any compensation for damages, nor to ask for the termination of the Agreement and/or for the reduction of the price of the Products.

3. INCOTERMS

Unless otherwise agreed in writing, the Products and the relevant prices are to be considered with delivery Ex-works (EXW – Incoterms 2000), PBA's premises in Tezze sul Brenta (VI), Italy or at the different place indicated by PBA in the notice Products ready for delivery.

4. ORDERS – NON STANDARD AND/OR MADE TO MEASURE PRODUCTS

4.1 The purchase orders shall be made in writing and completed with all the data required for the relevant design and manufacture.

4.2 When already approved by the Client for the supply of catalogue Products, it is agreed that these General Conditions shall also apply to the sale orders related to non standard Products, Products out of catalogue and/or to be made to measure, if confirmed by PBA.

4.3 Any delay of the Client in the transmission of data, measures and/or technical specifications of the Products subject matter of the Agreement may cause a proportional postponement of the delivery terms, to be newly determined by PBA on the basis of its industrial needs.

5. PRICES AND PAYMENTS

5.1 The prices of the Products indicated in this pricelist are merely indicative and can be modified at any time by PBA.

The actual price of the Products is specified in PBA's order confirmation and, unless otherwise specified, it is deemed as net of VAT.

Any change and/or modification of the Products, agreed by the parties after the transmission of PBA's order confirmation, shall cause the adjustment of the relevant price due to any increase of the costs of production and/or of the raw materials, as agreed from time to time by the parties.

5.2 The price of the Products shall be paid by the Client as per the terms and ways specified in PBA's order confirmation, or otherwise agreed by the parties.

Any late collection or non collection of the Products shall not cause an extension and/or postponement of the terms of payment.

5.3 PBA shall be entitled to suspend the delivery of the Products should: (a) the Client's assets and/or financial standings endanger the relevant payment; (b) the Client fail to timely pay Products previously supplied by PBA, also on the basis of other Agreements, until full payment of the outstanding credit and/or until receipt of proper guarantees of the Client for any delivery in progress, without prejudice to PBA's right to claim for any damages suffered as a consequence thereof.

5.4 In no event shall any vice and/or defect of the Products, even when expressly acknowledged as such by PBA, and/or any delay of delivery as to the agreed terms give the Client the right to suspend the relevant payments and/or any other payment for whichever reason due to PBA also under other contractual relationships.

5.5 In case of late payments, PBA shall be entitled to charge interests on the unpaid amount at the rate provided by the law.

5.6 In no case shall the Client be entitled to set off any amount due to PBA in force of any Agreement against any amount due by PBA at any time whatsoever.

6. RETENTION OF TITLE

PBA shall be the sole owner of the Products until the date of their full payment.

Should the Agreement be terminated due to the Client's breach of contract, any Client's advance payment shall be kept by PBA as an indemnity within the limits set forth by the law, without prejudice to the latter's right to claim for further damages.

7. WARRANTY

7.1 PBA guarantees that the Products will be free from vices and defects in materials and workmanship for a period of 24 (twenty-four) months as of the date of the relevant delivery ("Warranty Period").

7.2 Should the complaints raised by the Client within the Warranty Period with reference to the Products be grounded and accepted by PBA, the latter shall, at its exclusive discretion, repair and/or replace the defective Product/s or the defective component/s of the same, with delivery Ex-works (EXW Incoterms 2000) PBA's premises in Tezze sul Brenta (VI), Italy.

The warranty obligations herewith undertaken shall be effective and binding only provided that PBA has the opportunity to verify the vices and/or defects raised by the Client.

PBA's warranty obligation shall be deemed as entirely fulfilled with the removal of the vice and/or defect raised by the Client, or with the replacement of the defective Product and/or component, without any further obligations.

Unless otherwise agreed in writing by the parties, all the expenses for returning to PBA the defective Products and/or components, as well as all the additional expenses related to the operations of repair or replacement shall be borne by the Client and shall be at the Client's risk.

7.3 Subject to the loss of warranty, the Client shall notify in writing, by registered letter return receipt requested, any vices and/or defects found within and not later than 8 (eight) days as of the date of the actual delivery of the Products, or, in case of hidden vices or defects, within and not later than 8 (eight) days as of the date of the relevant discovery.

7.4 The warranty is expressly excluded for vices and/or defects of the Products arising from or consisting in:

- (i) any repair, alteration and/or modification not authorized in writing by PBA;
- (ii) normal wear and tear of the materials or of single components;
- (iii) improper use and/or application of the Products;
- (iv) defects and/or mistakes in the measures and/or technical specifications supplied by the Client;
- (v) deposit, maintenance and/or cleaning not in compliance with PBA's instructions;
- (vi) installation not in compliance with PBA's instructions and/or carried out with non suitable materials;
- (vii) any other event for which PBA is not directly liable.

Should the Client fail to regularly pay the agreed price, even if such default or such delay concerns a single part of the aggregate price of the Products, the warranty shall not apply.

7.5 Without prejudice to the compulsory product's liability law and any liability for willful misconduct and/or gross negligence, PBA shall not be liable for direct, indirect or incidental damages caused to the Client and and/or to third parties as a consequence of the defects of the Products. The Client shall not be entitled to terminate the Agreement in case of vices and/or defects of the Products subject matter of this warranty, should PBA timely comply with the relevant obligations.

7.6 The Products made of wood, pvc, rubber, rolled sections and/or of other natural materials shall be of a quality equal, within the limits of a reasonable similarity, to the relevant samples examined by the Client before the execution of the Agreement.

In no case shall therefore the samples of the Products examined by the Client be qualified as the exclusive standard for the exterior appearance of the Products.

Without prejudice to the warranty regulated by this clause 7, any chromatic and/or aesthetic difference (nervation of the wood, intensity of the colour shades, etc.) of the delivered Products compared to the characteristics of the relevant samples examined by the Client, shall not entitle the latter to terminate the Agreement and/or to ask for the replacement of the Products or for the reduction of the price.

7.7 In no event shall the chromatic differences between Products of the same type and/or colour, delivered with different lots and/or in different moments, be qualified as vices and/or defects of the Products, nor shall the Client be entitled to claim their replacement and/or the reduction of the relevant price as a consequence thereof.

8. MISPRINTS AND PRINTING ERRORS

We are not responsible for any misprint or printing error in catalogs or price lists. All images and sizes are not binding. Modifications are reserved. Design modifications are reserved to technically enhance products.

9. EXCLUSIVE COURT

All disputes arising out of or relating to these General Conditions, any Agreement and/or to the supply of Products shall be exclusively submitted to and settled by the Court of Vicenza, Italy.

PBA shall in any case be entitled, at its exclusive discretion, to institute legal proceedings against the Client before the Court of the place where the Client has its registered office.

10. APPLICABLE LAW

These General Conditions of sale and any Agreement shall be governed by Italian Law.

Should the Client be a foreign entity or in any case an entity having the registered office or the main place of business abroad, the Contracts related to the supply of the Products shall in any case be regulated by the United Nations Convention on the International Sale of Goods (Wien Convention, April 11, 1980)

11. WAIVER

Failure by PBA to enforce at any time the provisions of these General Conditions shall not be construed as a waiver of such provision or of the right to thereafter enforce each and every provision herein.

12. LANGUAGE

The Client executes these General Conditions in Italian and in English, it being agreed that should any conflict or inconsistency arise among the two versions, the Italian wording shall always prevail.

pba S.p.A. Via Enrico Fermi, 1 I-36056 Tezze sul Brenta (Vicenza) Italia
Tel. +39 0424 5451 Fax +39 0424 545222 info@pba.it www.pba.it

pba Deutschland GmbH Alter Graben 47-49 47918 Tönisvorst Deutschland
Tel. +49 02151 82006 0 Fax +49 02151 82006 20 info@de.pba.it www.pba.it

pba USA, Inc. 68 34th Street Suite C405 Unit 20 Industry City Brooklyn NYC
NY 11232 United States Tel. +1 212 255 4605 Fax +1 646 558 0335 office@pba-usa.us www.pba.it